



HYDROTHERM

milan

HYDROTHERM
SETS THE
STANDARD
IN HEATED
TOWEL RAIL
DESIGN.

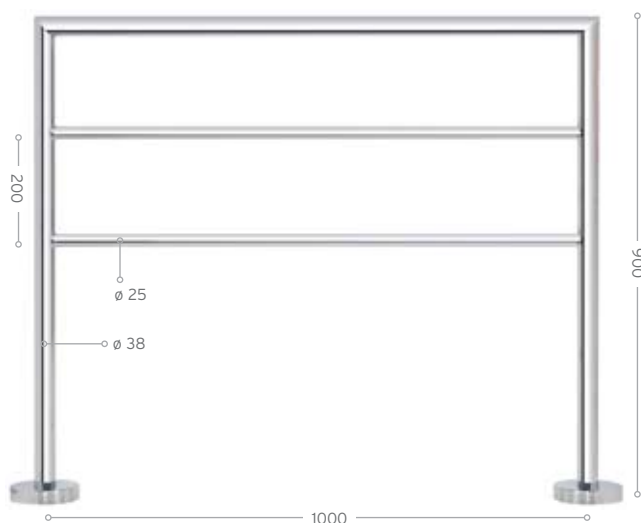
MILAN HEATED TOWEL RAILS

Hydrotherm sets the standard in heated towel rail design.

Milan heated towel rails are manufactured entirely from copper tube and quality solid brass fittings before being finished in a highly durable electroplated chrome finish. Copper is renowned for its high thermal conductivity, allowing heat to radiate into your towels, ensuring they dry faster and more evenly.


Using Hydrotherm's innovative technology, internal heating elements are immersed in water to ensure a consistent temperature across each rail. Thermostatically controlled to maintain the external temperature without the need to continually draw power, Milan is one of the most energy efficient on the market.

- All models available as heated or non heated
- All heated towel rails can be hard wired
- IPX5 rating when hard-wired, IPX3 rating when plugged in
- Stylish modern designs
- 5 year Warranty (3 year on heating element)
- Water filled, with heating immersion element
- Easily replaceable heating elements
- Low wattage, for high energy efficiency
- 100% Australian made and owned
- Australian Standards approved and manufactured to AS/NZS:3350 standards
- Power entry to the rails is designed to be interchangeable, and can be easily swapped over at any time prior to installation
- Heated towel rails must be installed with the power entering the bottom of the rail




**Free Standing Heated
Towel Rail 1000**
FS/1000CP

100W
Voltage 240/100
Must be wired through the floor



**Free Standing Heated
Towel Rail 1800**
FS/1800CP


150W
Voltage 240/100
Must be wired through the floor



**Floor To Ceiling
Heated Towel Rail**
FC-550


250W
Voltage 240/100
Custom made to height as specified
Power entry - through the wall or floor
(LHS when facing rail)





Wall Mounted Heated Towel Rail 1030x500
RC2/500CP & DHWA

100W
Power entry - bottom left or right



Wall Mounted Heated Towel Rail 1030x800
RC2/800CP & DHWA

150W
Power entry - bottom left or right



Wall Mounted Heated Towel Rail 730x500
RC1/500CP & DHWA

70W
Power entry - bottom left or right



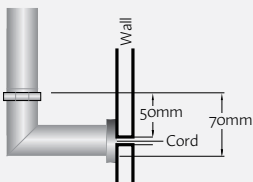
Wall Mounted Heated Towel Rail 730x800
RC1/800CP & DHWA

100W
Power entry - bottom left or right

Heated towel rails are available as hard-wired or plug-in

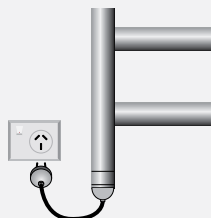
Hard-wired

- IPX5 rating
- Hard-wired versions require an additional element attachment, available as an optional extra
- A switch or digital timer must be provided by your electrician to turn the unit on & off



Plug-in

- IPX3 rating





Your bathroom. Your life.™

Visit any one of our 280 showrooms around Australia for all the latest products, concepts and inspiration to make your bathroom whatever you want it to be. And for the ultimate bathroom experience, go to one of our new bathroom life™ stores where you will find the biggest range of leading Australian and international brands.

Call 1800 032 566 or visit www.reece.com.au for your nearest bathroom showroom.

Due to limitations in the printing process the colours in this brochure are a guide only. The manufacturer/distributor reserves the right to vary specifications or delete models from their range without prior notification. The manufacturer/distributor takes no responsibility for printing errors. Warranty 5 years on rail, 3 years on element

V6 [BROCHURE CODE 2130056]

