

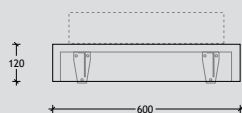
The background of the entire page is a photograph of architectural blueprints spread out on a table. A black pen with a silver band and a logo is lying diagonally across the middle of the page. In the upper left corner, a pair of glasses is partially visible. The blueprints show various technical drawings, including floor plans and sections, with some text like '1600 Centre Base' and 'Left Basin Right Basin' visible.

Architectural Designer Products

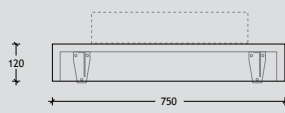
Technical Specifications

Technical Specifications

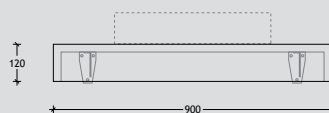
Bench




Bench 600
Wall Hung:
DISP0600WH



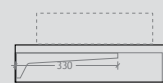
Bench 750
Wall Hung:
DISP0750WH



Bench 900
Wall Hung:
DISP0900WH

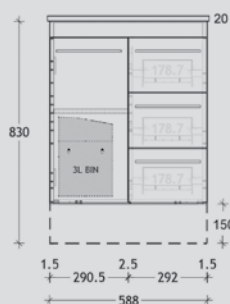


Bench 1200
Wall Hung:
DISP1200WH

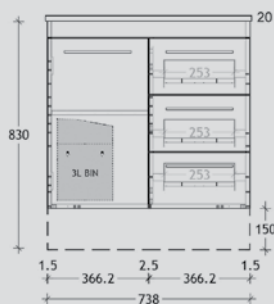


Side View

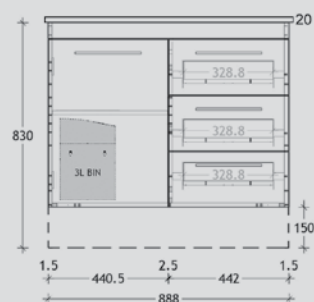
Essence MK II Ensuite



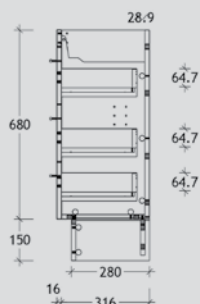
Essence MK II Ensuite 600mm
Bo under-counter basin
offset
Wall Hung: MEE600WH
With Kick: MEE600WK



Essence MK II Ensuite 750mm
Bo under-counter basin
offset
Wall Hung: MEE750WH
With Kick: MEE750WK



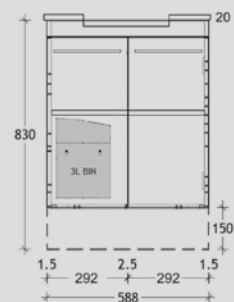
Essence MK II Ensuite 900mm
Bo under-counter basin
offset
Wall Hung: MEE900WH
With Kick: MEE900WK



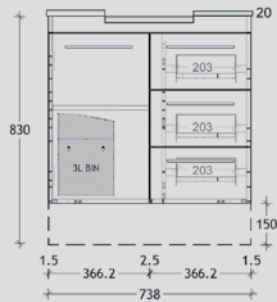
Side View

Technical Specifications

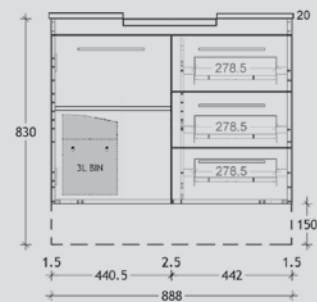
Essence MK II Ensuite Sheer



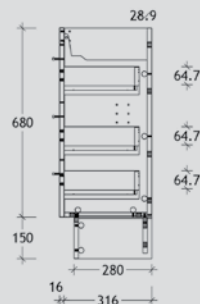
Essence MK II Ensuite 600mm
Axa Sheer basin
centre
Wall Hung: MEX600WH
With Kick: MEX600WK



Essence MK II Ensuite 750mm
Axa Sheer basin
centre or offset
Wall Hung: MEX750WH
With Kick: MEX750WK



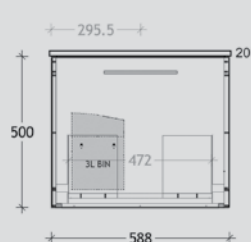
Essence MK II Ensuite 900mm
Axa Sheer basin
centre or offset
Wall Hung: MEX900WH
With Kick: MEX900WK



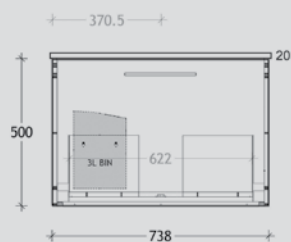
Side view

Technical Specifications

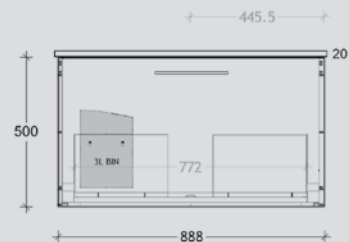
Essence MK II Single Drawer




Essence MK II Single Drawer
600mm Centre
Wall Hung: ME1A600WH



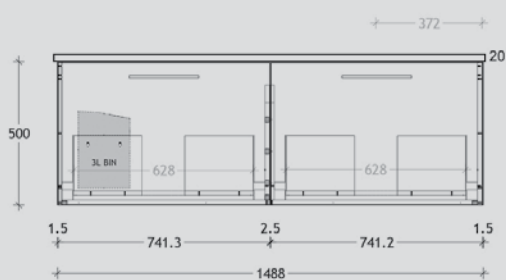
Essence MK II Single Drawer
750mm Centre
Wall Hung: ME1A750WH



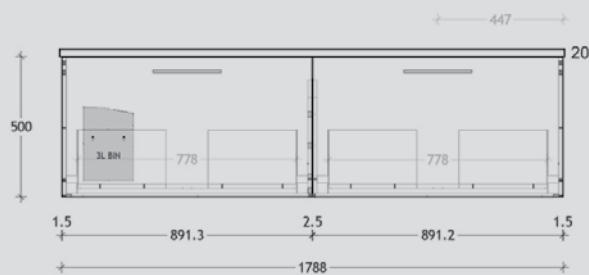
Essence MK II Single Drawer
900mm Centre
Wall Hung: ME1A900WH



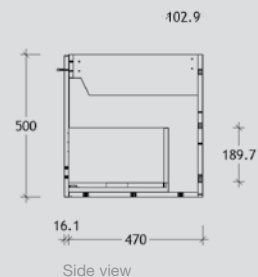
Essence MK II Single Drawer
1200mm Centre
Wall Hung: ME1A120WH



Essence MK II Single Drawer
1500mm Double
Wall Hung: ME1A150WHD



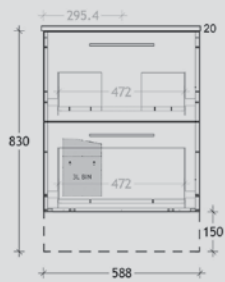
Essence MK II Single Drawer
1800mm Double
Wall Hung: ME1A180WHD



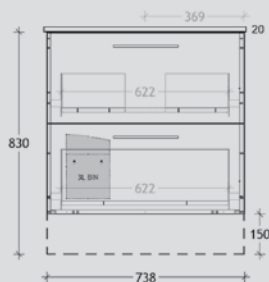
Side view

Technical Specifications

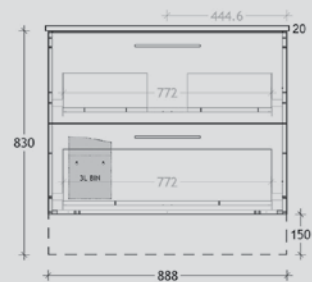
Essence MK II Double Drawer



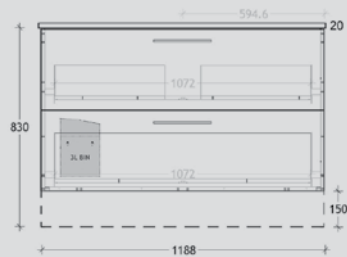
Essence MK II Double Drawer
600mm Centre
Wall Hung: ME2A600WH
With Kick: ME2A600WK



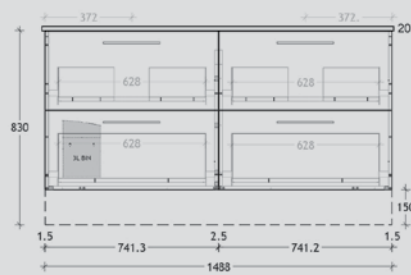
Essence MK II Double Drawer
750mm Centre
Wall Hung: ME2A750WH
With Kick: ME2A750WK



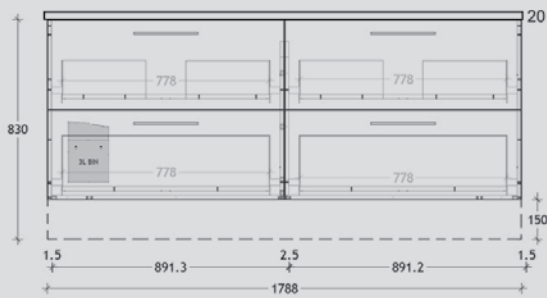
Essence MK II Double Drawer
900mm Centre
Wall Hung: ME2A900WH
With Kick: ME2A900WK



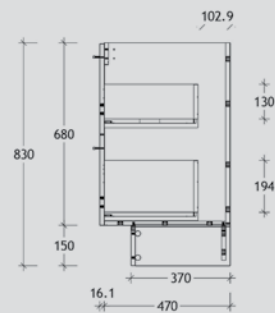
Essence MK II Double Drawer
1200mm Centre
Wall Hung: ME2A120WH
With Kick: ME2A120WK



Essence MK II Double Drawer
1500mm Double
Wall Hung: ME2A150WHD
With Kick: ME2A150WKD



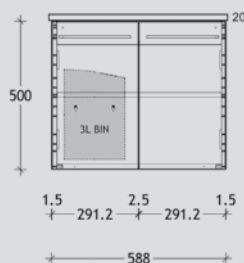
Essence MK II Double Drawer
1800mm Double
Wall Hung: ME2A180WHD
With Kick: ME2A180WKD



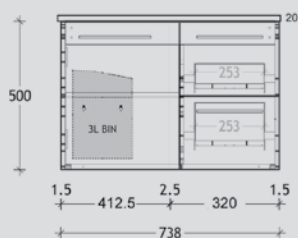
Side view

Technical Specifications

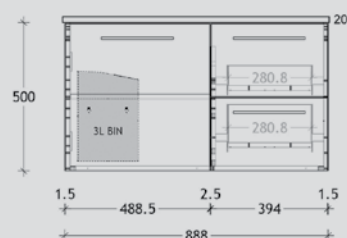
Essence MK II Wall Hung



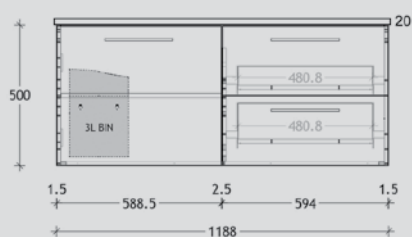
Essence MK II
600mm Centre
Wall Hung: ME0600WH



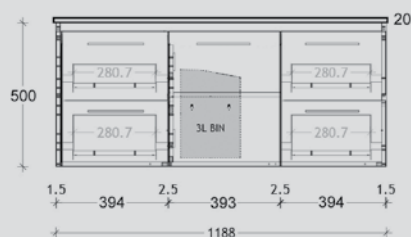
Essence MK II
750mm Offset
Wall Hung: ME0750WH



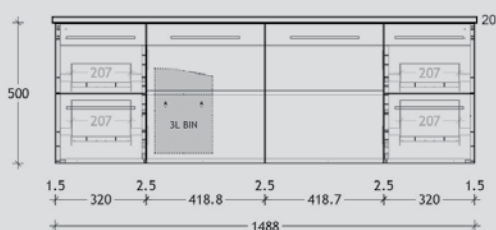
Essence MK II
900mm Offset
Wall Hung: ME0900WH



Essence MK II
1200mm Offset
Wall Hung: ME1200WHO

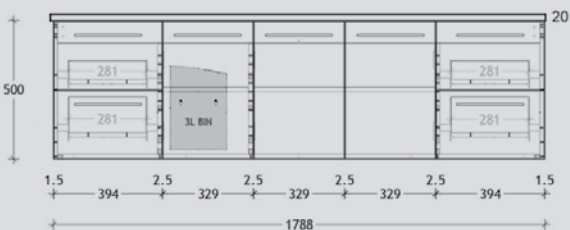


Essence MK II
1200mm Centre
Wall Hung: ME1200WHS



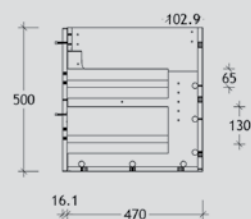
Essence MK II 1500mm
Single Bowl:
Wall Hung: ME1500WHS

Double Bowl:
Wall Hung: ME1500WHD



Essence MK II 1800mm
Single Bowl:
Wall Hung: ME1800WHS

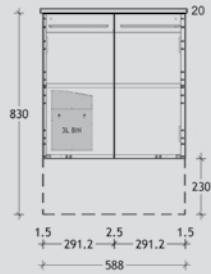
Double Bowl:
Wall Hung: ME1800WHD



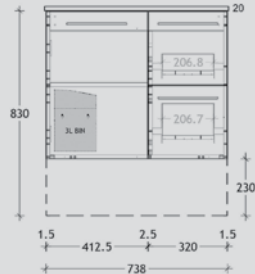
Side view

Technical Specifications

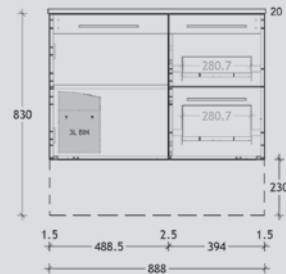
Essence MK II With Kickboard



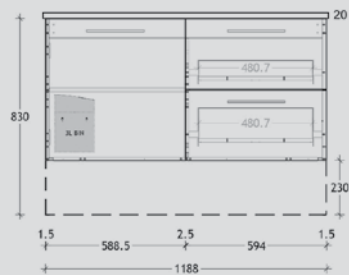
Essence MK II
600mm Centre
With Kick: ME0600WK



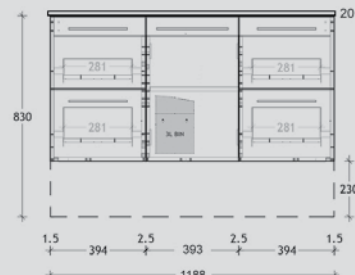
Essence MK II
750mm Offset
With Kick: ME0750WK



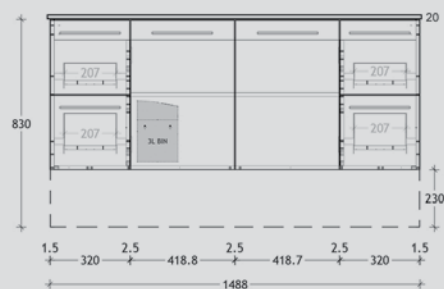
Essence MK II
900mm Offset
With Kick: ME0900WK



Essence MK II
1200mm Offset
With Kick: ME1200WKO



Essence MK II
1200mm Centre
With Kick: ME1200WKS



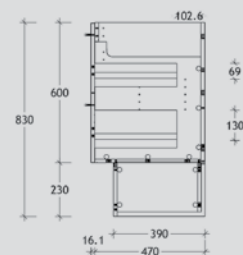
Essence MK II 1500mm
Single Bowl:
With Kick: ME1500WKS

Double Bowl:
With Kick: ME1500WKD



Essence MK II 1800mm
Single Bowl:
With Kick: ME1800WKS

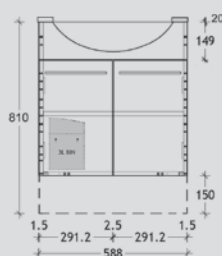
Double Bowl:
With Kick: ME1800WKD



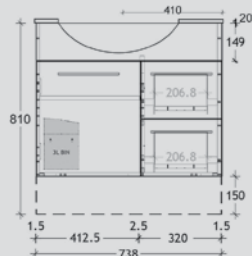
Side view

Technical Specifications

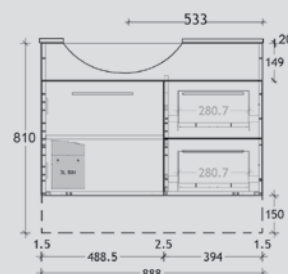
Essence MK II Semi-Recessed Heron



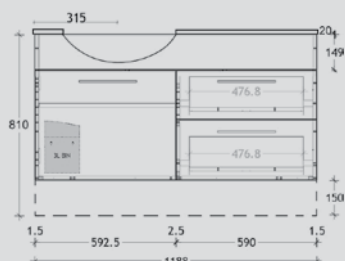
Essence MK II Semi-Recessed
600mm Centre
Wall Hung: MER0600WH
With Kick: MER0600WK



Essence MK II Semi-Recessed
750mm Centre or Offset
Wall Hung: MER0750WH
With Kick: MER0750WK



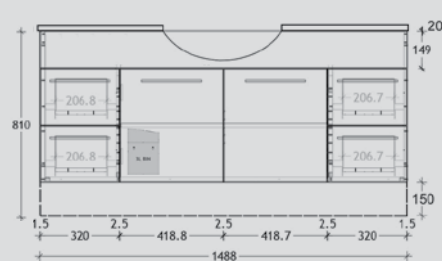
Essence MK II Semi-Recessed
900mm Centre or Offset
Wall Hung: MER0900WH
With Kick: MER0900WK



Essence MK II Semi-Recessed
1200mm Offset
Wall Hung: MER1200WHO
With Kick: MER1200WK



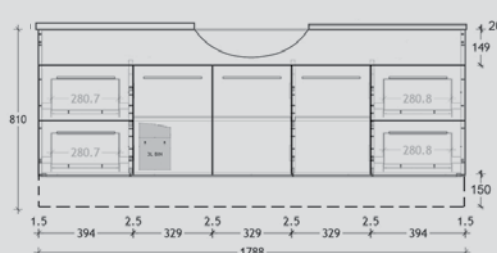
Essence MK II Semi-Recessed
1200mm Centre
Wall Hung: MER1200WH
With Kick: MER1200WK



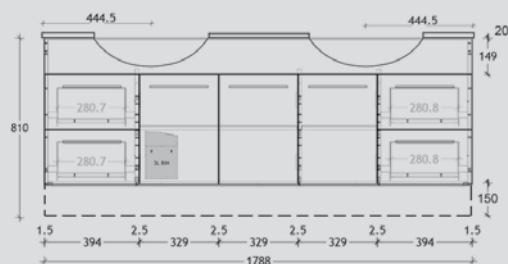
Essence MK II Semi-Recessed
1500mm Single
Wall Hung: MER1500WHS
With Kick: MER1500WKS



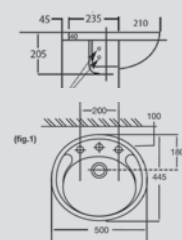
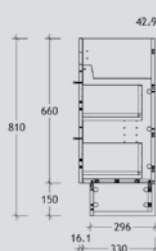
Essence MK II Semi-Recessed
1500mm Double
Wall Hung: MER1500WHD
With Kick: MER1500WKD



Essence MK II Semi-Recessed
1800mm Single
Wall Hung: MER1800WHS
With Kick: MER1800WKS



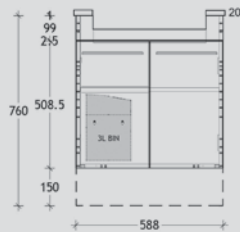
Essence MK II Semi-Recessed
1800mm Double
Wall Hung: MER1800WHD
With Kick: MER1800WKD



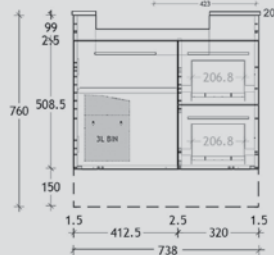
American Standard Heron
semi-recessed basin.
(sold separately)

Technical Specifications

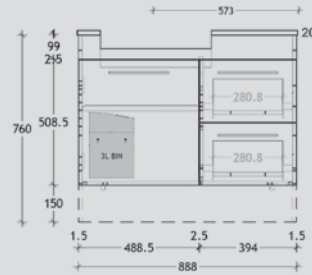
Essence MK II Semi-Recessed Hox



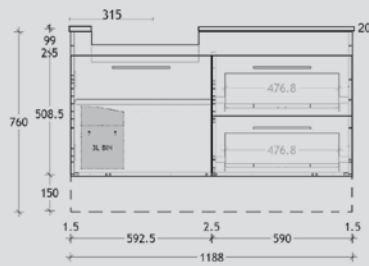
Essence MK II Semi-Recessed
600mm Centre
Wall Hung: MER0600WH
With Kick: MER0600WK



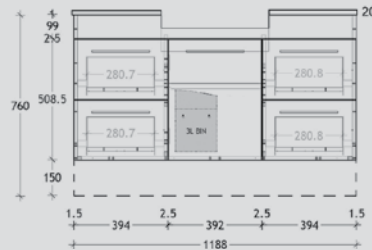
Essence MK II Semi-Recessed
750mm Centre or Offset
Wall Hung: MER0750WH
With Kick: MER0750WK



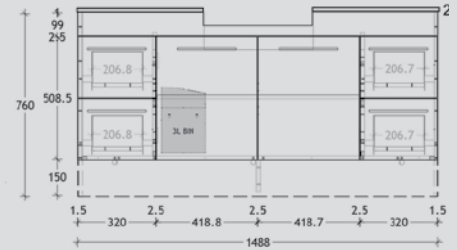
Essence MK II Semi-Recessed
900mm Centre or Offset
Wall Hung: MER0900WH
With Kick: MER0900WK



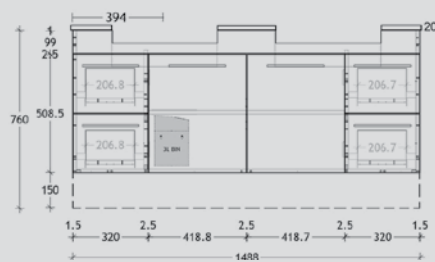
Essence MK II Semi-Recessed
1200mm Offset
Wall Hung: MER1200WHO
With Kick: MER1200WKO



Essence MK II Semi-Recessed
1200mm Centre
Wall Hung: MER1200WH
With Kick: MER1200WK



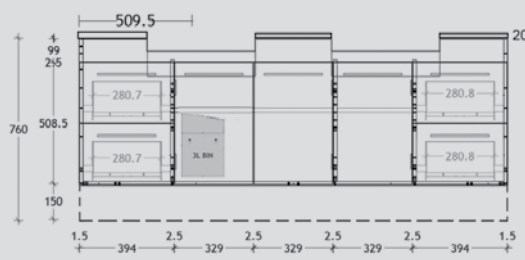
Essence MK II Semi-Recessed
1500mm Single
Wall Hung: MER1500WHS
With Kick: MER1500WKS



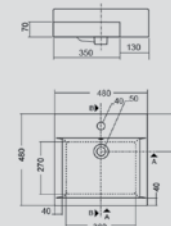
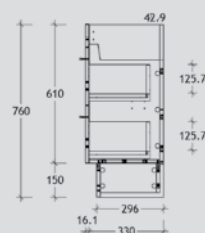
Essence MK II Semi-Recessed
1500mm Double
Wall Hung: MER1500WHD
With Kick: MER1500WKD



Essence MK II Semi-Recessed
1800mm Single
Wall Hung: MER1800WHS
With Kick: MER1800WKS



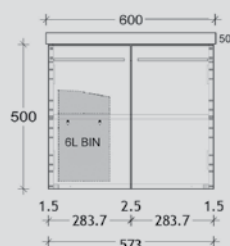
Essence MK II Semi-Recessed
1800mm Double
Wall Hung: MER1800WHD
With Kick: MER1800WKD



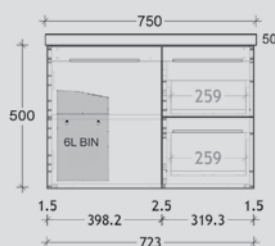
Axa Hox semi-recessed basin.
(sold separately)

Technical Specifications

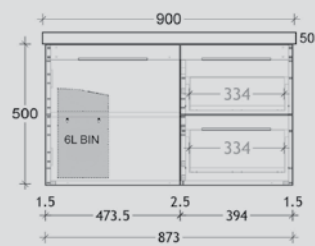
Medina Wall Hung



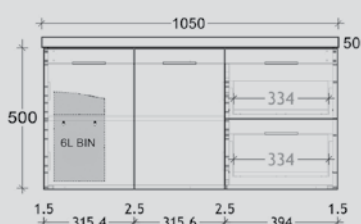
Medina 600mm
Centre
Wall Hung: MD0600WH



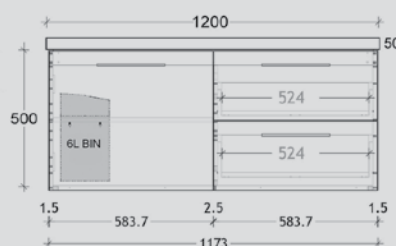
Medina 750mm
Centre/Offset
Wall Hung: MD0750WH



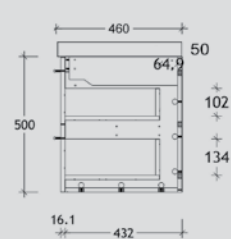
Medina 900mm
Offset
Wall Hung: MD0900WH



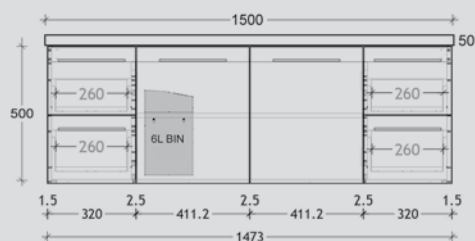
Medina 1050mm
Centre/Offset
Wall Hung: MD1050WH



Medina 1200mm
Offset
Wall Hung: MD1200WH

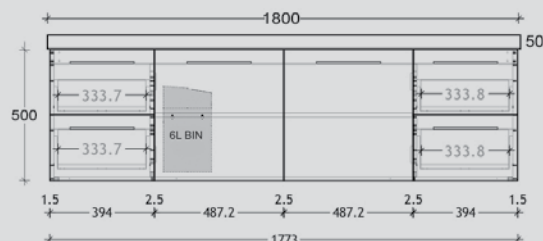


Side View



Medina 1500mm
Single
Wall Hung: MD1500WHS

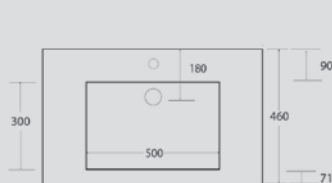
Medina 1500mm
Double
Wall Hung: MD1500WHD



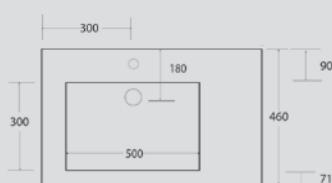
Medina 1800mm
Single
Wall Hung: MD1800WHS

Medina 1800mm
Double
Wall Hung: MD1800WHD

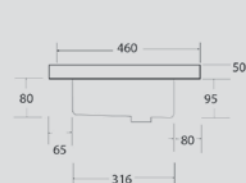
Top Specifications



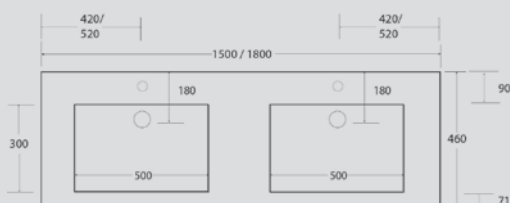
Centre



Offset



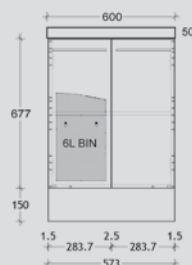
Side View



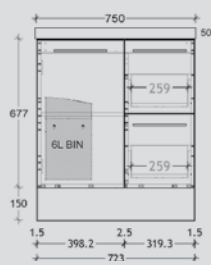
Double

Technical Specifications

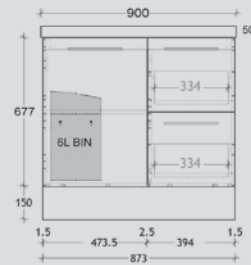
Medina With Kickboard



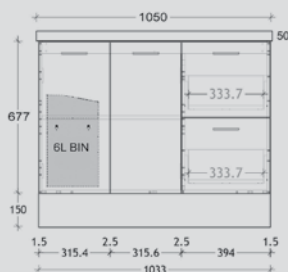
Medina 600mm
Centre
With Kick: MD0600WK



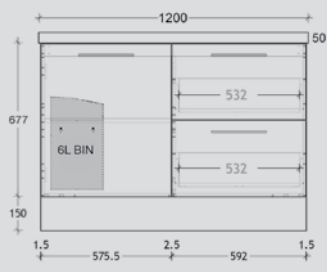
Medina 750mm
Centre/Offset
With Kick: MD0750WK



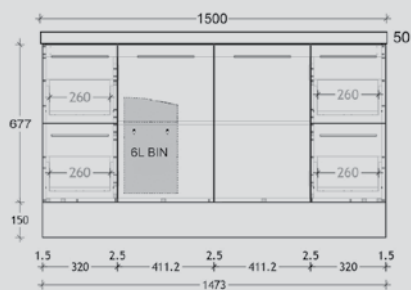
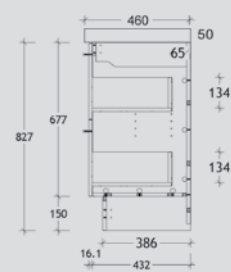
Medina 900mm
Offset
With Kick: MD0900WK



Medina 1050mm
Centre/Offset
With Kick: MD1050WK



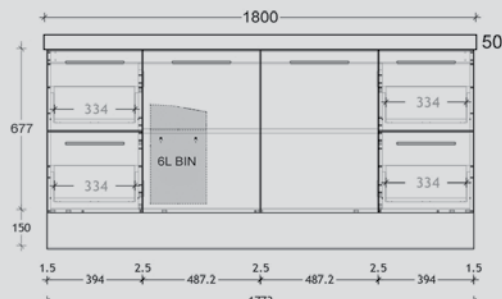
Medina 1200mm
Offset
With Kick: MD1200WK



Medina 1500mm
Single
With Kick: MD1500WKS



Medina 1500mm
Double
With Kick: MD1500WKD

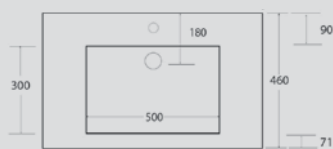


Medina 1800mm
Single
With Kick: MD1800WKS

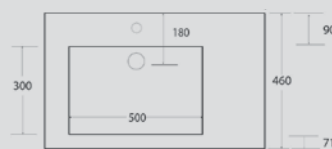


Medina 1800mm
Double
With Kick: MD1800WKD

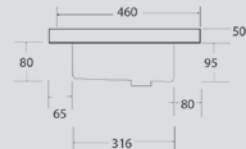
Top Specifications



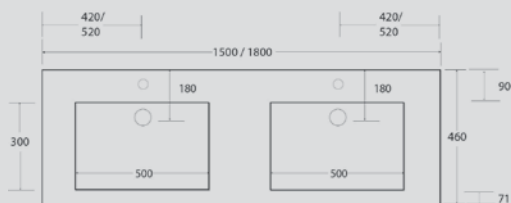
Centre



Offset



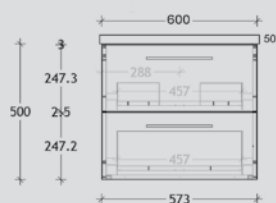
Side View



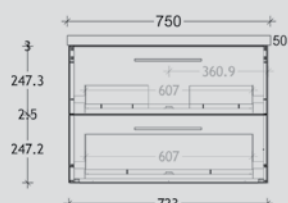
Double

Technical Specifications

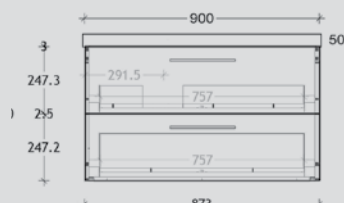
Medina - All-Drawer Wall Hung



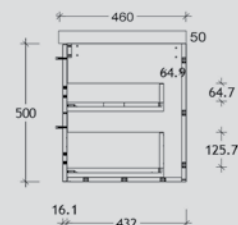
Medina All-Drawer 600mm
Centre
Wall Hung: MDA600WH



Medina All-Drawer 750mm
Centre/Offset
Wall Hung: MDA750WH

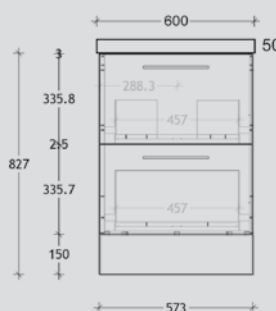


Medina All-Drawer 900mm
Offset
Wall Hung: MDA900WH

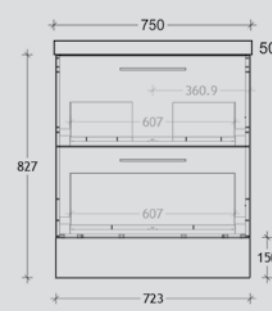


Side View

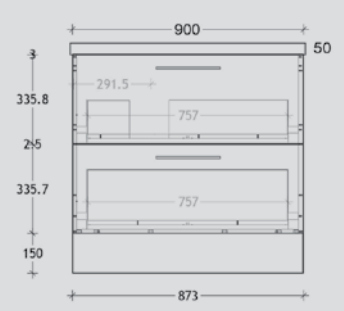
Medina - All-Drawer With Kickboard



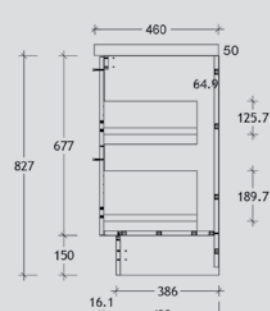
Medina All-Drawer 600mm
Centre
With Kick: MDA600WK



Medina All-Drawer 750mm
Centre/Offset
With Kick: MDA750WK

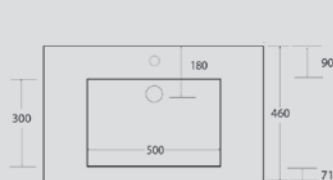


Medina All-Drawer 900mm
Offset
With Kick: MDA900WK

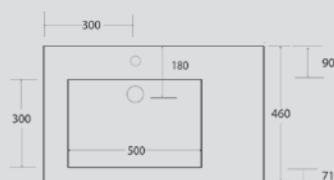


Side View

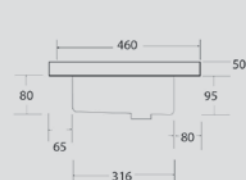
Top Specifications



Centre



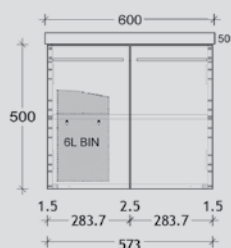
Offset



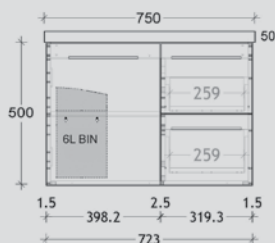
Side View

Technical Specifications

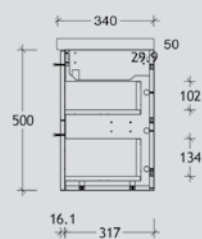
Medina Ensuite Wall Hung



Medina Ensuite 600mm
Centre
Wall Hung: MDE600WH



Medina Ensuite 750mm
Centre
Wall Hung: MDE750WH

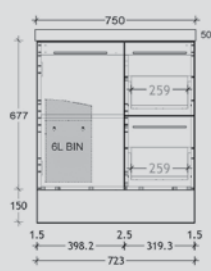


Side View

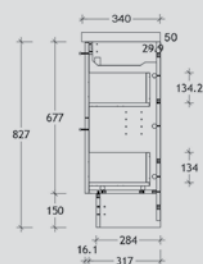
Medina Ensuite With Kickboard



Medina Ensuite 600mm
Centre
With Kick: MDE600WK



Medina Ensuite 750mm
Centre
With Kick: MDE750WK



Side View

Top Specifications



Centre



Side View

Maintenance & Warranty

WARRANTY INFORMATION

10 Year warranty - domestic use: Cabinets, Cherry Pie Solid Surface, Friday Hybrid Quartz™ and Caesarstone®.

7 Year warranty - domestic use: Acrylic tops, cast marble tops, solid surface moulded tops, ceramic moulded tops, hardware, bamboo.

2 Year warranty - domestic use: mirrors, ceramic basins, plumbing fittings, electrical.

1 Year warranty - commercial use: all products

Our products come with guarantees that cannot be excluded under the Australian Consumer Law. You are entitled to a replacement or refund for a major failure upon inspection by an authorised representative where a product is found to be defective in construction, material or assembly. You are also entitled to have the goods repaired or replaced if the goods fail to be of acceptable quality and the failure does not amount to a major failure, free of charge.

Conditions

1. Items installed by a licensed tradesperson,
2. Failure is due to a fault in the manufacture of the product,
3. Proof of purchase is provided,
4. The installation of the product is in accordance with the instructions provided.

Exclusions

To the fullest extent permitted by law, the manufacturer excludes all liability for damage or injury to any person, damage to any property and any indirect consequential or other loss or damage. Manufacturer will not be liable for the cost of installation or removal of any unit and the warranty will be VOIDED if damage occurred during or after INSTALLATION or a damaged or incorrect unit has been installed. Door and drawer adjustment; Unsuitable or improper use; Incorrect installation or installation not in accordance with the instructions provided; Installation or part installation by the purchaser or any person other than a LICENSED tradesperson; Normal wear and tear; Inadequate or complete lack of maintenance; chemical, electrochemical or electrical influences; excessive heat damage or harsh detergents or abrasive cleaners used on product finishes, are NOT considered a warranty issue warranty issue.

Claim procedure

For all warranty queries customers are to contact the branch where the product was purchased. These details can be found on your purchase invoice.

Thank you for choosing an Australian made product.

For more technical support call our office on +61 2 4271 2444 or email info@adpaustralia.com.au.

CABINETS

To maintain the finish on your cabinet use only a soft cloth and weak solution of non abrasive detergent. To restore scratches, marks, etc. on two pack polyurethane, rub gently with car cutting compound, car polish or household brass/silver cleaner. Cabinets should be installed at least 300mm away from showers or bathtubs to avoid water damage. Goods used in construction are water/moisture-resistant, not water-proof. Care must be taken to dry any excessive moisture or water spillage.

ACRYLIC TOPS

To maintain the finish on your Acrylic top use only a soft cloth and weak solution of non abrasive detergent. To restore scratches, marks, etc. on acrylic tops rub gently with car cutting compound, car polish or household brass/silver cleaner. For deeper scratches or abrasions use 2000-grit wet sandpaper around the affected area then restore using polish,.

CERAMIC

To maintain the finish on your ceramic top use only a soft cloth and weak solution of non abrasive detergent. Due to the glazed surface of ceramic tops, scratches cannot be repaired or removed.

CHERRY PIE PREMIUM SOLID SURFACE, FRIDAY HYBRID QUARTZ™ & CAESARSTONE®

Cleaning: Wipe clean with soft damp cloth or sponge. For basic stains, clean with mild detergents.

Care: Cherry Pie, Friday Hybrid Quartz™ and Caesarstone® benchtops have excellent heat and chemical resistant properties compared to other surfacing products. To preserve the surface and protect against damage from heat, do not place hot items directly on the surface. Even though Cherry Pie, Friday Hybrid Quartz™ and Caesarstone® can withstand high temperatures, prolonged periods or extreme heat can cause permanent damage. Avoid contact with strong chemicals such as paint removers, acetone, oven cleaners and other strong chemicals. If exposed, promptly rinse with water as prolonged contact with such harsh chemicals can cause damage. For deep scratches or other damage, please contact ADP customer service for support and information. All come with a 10-year limited warranty.

Maintenance & Warranty

MIRRORS/SHAVING CABINETS

To maintain the appearance of any mirrored surfaces, particularly when used in wet or moisture prone areas it is important to follow the following care recommendations. DO NOT use ammonia-based cleaning products such as glass cleaner - these may erode the mirror's silver backing. Be sure to read the label of any such cleaning products before use.

For best results - use a lightly moistened microfibre cloth to remove dry dirt or grime, then buff clean with dry microfibre cloth, or use a soft dry cloth with a tight weave (which is more soft and non-abrasive). This will leave you with a clean, smear-free finish. By using alkaline (ammonia) or acid (vinegar) based products you not only risk damaging the silvered backing of the mirror, but also tend to leave behind streaks and smears.

Protection against "black-spotting" - Alkaline, acid and moisture elements can cause the silvered backing of a mirror to darken, this is usually referred to as "black-spotting". An easy way to protect your mirror against black-spotting is to regularly oil any exposed edges (i.e. polished or bevelled edges), this will act as a seal to protect against such elements. Always remember to keep your mirror dry and wipe off any water, moisture or steam.

For your safety - ADP mirrors have been manufactured to comply with Australian code AS/NZS2208. Frameless mirrors are vinyl backed and all un-silvered glass is toughened. All electrical devices used are CE approved and certified. If any electrical work is to be carried out on installation of any of our products please use a qualified electrician.

BAMBOO BENCHTOP

Bamboo is a natural timber product, and like all natural products, appropriate care and maintenance is required to ensure the longevity of this product, and to avoid any permanent damage or staining.

We recommend water and soaps are wiped dry off the benchtop surface after use. All areas where foreign objects (such as soap dispensers and toothbrush holders) are placed should be cleaned regularly, or items placed on coasters or vinyl pads to avoid mould or mildew.

Our bamboo benchtops are applied with Mirotone MIROTHANE PU coating to all surfaces and inside of cutouts.

Your MIROTHANE finished bamboo benchtop is easily maintained by wiping clean with water and/or diluted liquid detergents as required. Avoid products that contain silicone compounds such as 'Mr Sheen' and abrasives.

Light Cleaning: use a soft dry microfibre cloth. All spills should be cleaned immediately.

General Cleaning: use a microfibre cloth and mild detergent. Remove residual detergent with a damp cloth. Dry the surface with a soft clean dry cloth to remove all water and to reduce streaking. A non-abrasive household cleaner may be used.

Subdued Gloss Surface (Satin or Semi Gloss):

Mirotone *Sprayglow furniture polish* may be used to preserve a deep lustrous, no shine glow. Silicone free it is specially formulated with just the right blend of natural oils and waxes to enrich the coating. It is recommended to apply the polish every couple of months to maintain and preserve your bamboo products.

Mirotone *Sprayglow furniture polish* is available for purchase from the manufacturer.

Architectural Designer Products



Bathroom Furniture Collection

Bathroom Happiness™

Visit any one of our 300 showrooms around Australia for all the latest products, concepts and inspiration to make your bathroom whatever you want it to be. And for the ultimate bathroom experience, go to one of our new bathroom life™ stores where you will find the biggest range of leading Australian and international brands.

Call **1800 032 566** or visit **www.reece.com.au** for your nearest bathroom showroom.

Due to limitations in the printing process the colours in this brochure are a guide only. The manufacturer/distributor reserves the right to vary specifications or delete models from their range without prior notification. ADP vanities enjoy a 7 year product replacement warranty and a one year parts and labour warranty - domestic use only. See www.reece.com.au/warranties for more information.

V14 (BROCHURE CODE: 9503454)

