



ISSY//

BATHROOM FURNITURE

ISSY

A NEW BENCHMARK IN AUSTRALIAN DESIGN

ISSY bathroom furniture is a highly expressive collection that creates unlimited possibilities through customised production. ISSY brings together state of the art materials and striking finishes to deliver a series of high-end designs with complete flexibility for personalisation.





ISSY GLIDE



BY OPEN SKY DESIGN

Geoff Wormald is Principle Designer at Open Sky Design. With a natural curiosity for new materials and technology, Geoff's innovative design aesthetic is uniquely influenced by archetypes and the natural environment. With a background in architecture, furniture design and fine arts, Geoff's individual style is rapidly changing the face of Australian bathrooms.

THE ULTIMATE STATEMENT PIECE.

With its organically inspired basin form and clean understated lines, the Glide vanity opens up new possibilities in design. Glide offers the flexibility to customise your length and colour, giving you a blank canvas around which to create the ultimate bathroom. Enhancing the minimalist aesthetic, the handleless design comes standard with German engineered push to open drawers.



GLIDE RANGE

GLIDE STANDARD VANITY

750mm / 1200mm / 1500mm / 1750mm



Double bowl, 4 drawers / 1750mm



Left or right hand single bowl, 2 drawers / 1500mm



Left or right hand single bowl, 2 drawers / 1200mm



Left or right hand single bowl, 1 drawer / 750mm

MATCHING MIRRORS



650 x 450mm



954 x 465mm



420 x 1155mm

MIRROR FEATURES

- Wall mounted
- Australian made
- Organic shape
- Two sizes in vertical mirrors
- One size in horizontal mirror
- Mirror trimming finishes: satin white, gloss white, metallic charcoal and metallic silver
- All mirrors come in left or right hand configurations



GLIDE FEATURES

FEATURES

- Durable 2 pac polyurethane automotive paint surface or American/Black Oak
- Staron solid surface semi-gloss vanity top
- A choice of basin and drawer positions available
- Basin drawer includes Solid Surface removable drawer divider, and a Solid Surface waste cutout
- Waterproof non slip drawer liner, removable and washable
- Push to open soft-close drawers



White Satin/Gloss




Silver Metallic



Charcoal Metallic



American Oak

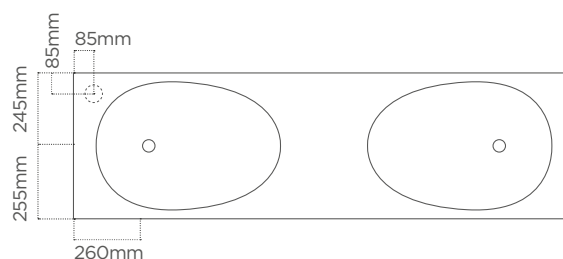
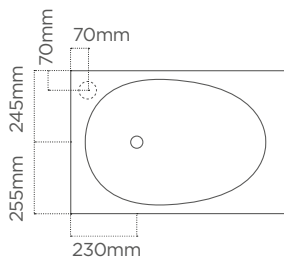


Black Oak

TAP HOLE OPTIONS

1 left or right or 0 tap hole Basin dimensions for single basin

2 tap hole or 0 tap hole Basin dimensions for double basin



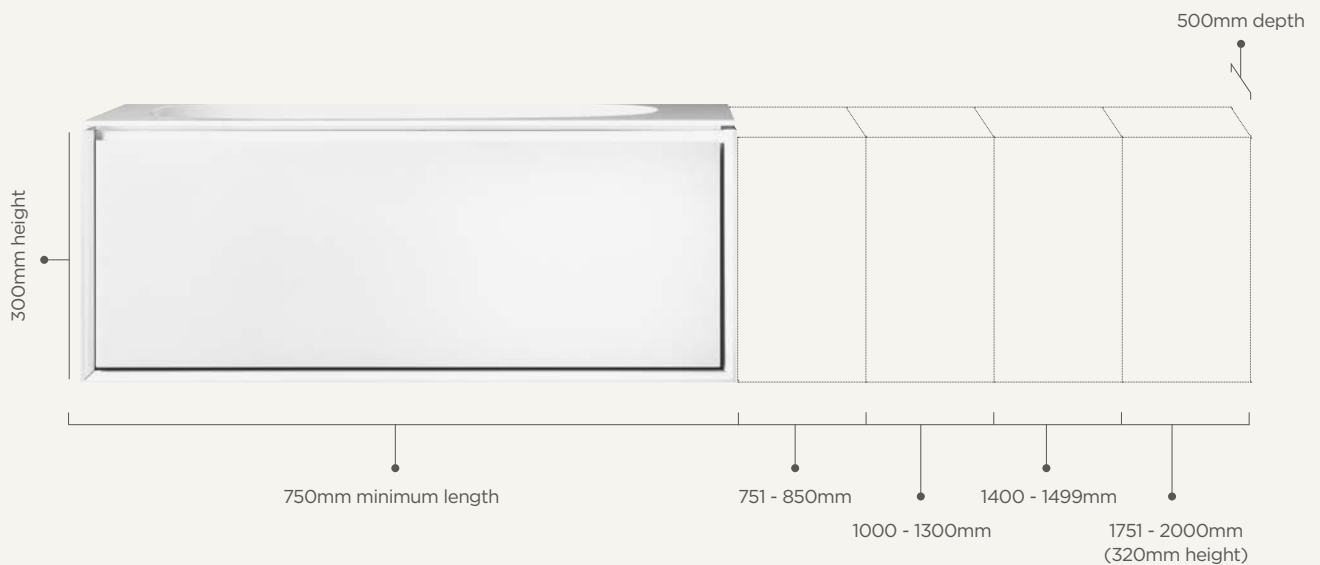


GLIDE CUSTOMISATION

Glide vanity units are available in 4 standard sizes as well as custom configurations between 750mm and 2000mm. A choice of 4 drawer front options are available.

CUSTOMISE TO YOUR LENGTH

- **751 - 850mm Vanity**
Available with left or right single bowl / 1 drawer
- **1000 - 1300mm Vanity**
Available with left or right single bowl / 2 drawers
- **1400 - 1499mm Vanity**
Available with left or right single bowl / 2 drawers
- **1751mm - 2000mm Vanity**
Available with double bowl only / 4 drawers





ISSY HALO BLOSSOM Z1 BALLERINA Z8 BUTTERFLY

BY ZUSTER

Sisters Wilhelmina McCarroll (Creative Director) and Fleur Sibbel (Managing Director) are the award-winning design duo behind the Zuster brand - a name synonymous with beautiful, bespoke Australian-made furniture. Designed with high fashion sensibilities, each piece embraces materiality and is handcrafted in Australia. ISSY by Zuster is a unique collaboration with Reece.





ISSY HALO

Crafted with precision, the Halo range is engineered to stand out. Inspired by high fashion and 3D movement of fabric pleats, this structural composition draws on creators, Fleur and Wilhelmina's own personalities and style. The fully customisable suite creates a minimal outlook with intricate, delicate detailing to enhance the bathroom mood.

STRUCTURAL MINIMALISM.

A stunning entry to the portfolio, Halo I features signature pleated timber panelling and optional statement corian handles. Crafted for living with internal shelves, this architectural unit is available in a range of custom sizes.



HALO I RANGE

ISSY HALO I STANDARD VANITY - WITHOUT HANDLES

500mm / 600mm / 1000mm / 1200mm / 1500mm



500mm / 1 Door



600mm/1000mm/1200mm / 2 Doors



1500mm / 4 Doors

ISSY HALO I STANDARD VANITY - WITH HANDLES

500mm / 600mm / 1000mm / 1200mm / 1500mm / 1800mm



500mm / 1 Door



600mm/1000mm/1200mm / 2 Doors



1500mm/1800mm / 4 doors



HALO I FEATURES

FEATURES

- Australian made
- Single or double bowl (dependent on size), can be positioned left, right or centre
- Suited to wall mounted tapware only
- Features 'Halo' ribbing across door fronts
- Optional 'Halo' Corian handle feature, in matching finish to benchtop
- Standard and custom sizing available
- Units with handle, open with Corian 'Halo' handle and close with soft-closing mechanism
- Optional 'Halo' marble handle to add a touch of luxe
- Units without handle, open with touch release doors
- Basins sold separately

BASIN OPTIONS

Available for both standard and customised vanities:

Counter Basins


- LAUFEN Living SaphirKeramik counter basin (360 or 600mm), LAUFEN Ino (350 or 500mm), LAUFEN Val (500mm with and without taphole)
- Alape Circa (360 or 450mm), Alape Unisono (400mm), Alape Scpio (375mm), Alape Sondo (450mm)
- AXA H10 Rectangle (400 or 500mm), AXA H10 Oval (400 or 500mm), AXA Wild (450mm), AXA Uno (400 or 500mm)
- Roca Inspira Round (370mm), Roca Inspira Soft (370 or 500mm), Roca Inspira Square (370 or 500mm)
- Kado Lussi (500mm)

Semi Inset Basins


- Roca Inspira Round Semi Inset (370mm), Roca Inspira Soft Semi Inset (370 or 500mm), Roca Inspira Square Semi Inset (370 or 500mm)

CABINET FINISHES


American Oak finished in 6 timber finish options



Limed
Oak




American
Oak



Hazelnut
Oak



Pony
Oak



Slate
Oak



Charcoal
Oak

CORIAN TOP OPTIONS


Corian top, 12mm thick with Sharknose edge




Glacier White



Weathered
Aggregate



Oyster

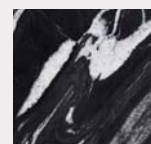


Deep
Night Sky

MARBLE HANDLE OPTIONS



Carrara



Silver
Wave

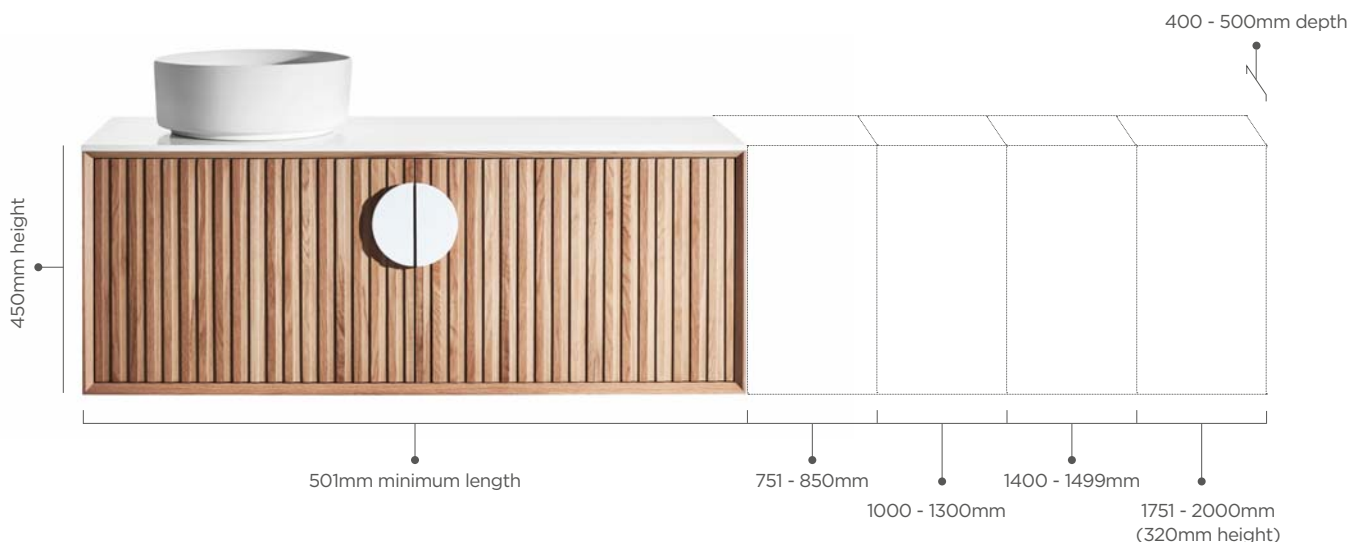


HALO I CUSTOMISATION

Issy Halo I is made in six natural timber finishes. Select the unit that works best for you, available in six standard sizes and customisable in any size between 501mm - 2000mm wide.

CUSTOMISE TO YOUR LENGTH

- 500 – 600mm Vanity**
 Available with central bowl
 / with or without handle / internal shelf / 1 door
- 601 – 800mm Vanity**
 Available with central bowl
 / with or without handle / internal shelf / 2 doors
- 801 – 1100mm Vanity**
 Available with left or right single bowl
 / with or without handle / internal shelf / 2 doors
- 1101 – 1300mm Vanity**
 Available with left or right single bowl
 / with or without handle / internal shelf / 2 doors
- 1301 – 1600mm Vanity**
 Available with left, right or offset single bowl or double bowl
 / with or without handle / internal shelf / 4 doors
- 1601 – 1800mm Vanity**
 Available with left, right or offset single bowl or double bowl
 / with or without handle / internal shelf / 4 doors
- 1801 – 2000mm Vanity**
 Available with left, right or offset single bowl or double bowl
 / with or without handle / internal shelf / 4 doors



DESIGN-FOCUSSED EDGE.

Perfect for a compact space, Halo II impresses with its slimline design at just 320mm in height. The stunning range adds impact in even the smallest of bathrooms, delivering personality through the feature pleated timber panelling, and adding luxury with Blum soft-close drawers.



HALO II RANGE

HALO II STANDARD VANITY

500mm / 600mm / 1000mm / 1200mm / 1500mm / 1800mm



500mm/600mm / 1 touch latch drawer



1000mm/1200mm / 2 touch latch drawers



1500mm/1800mm / 3 touch latch drawers




HALO II FEATURES

FEATURES


- Australian made
- Single or double bowl (dependent on size), can be positioned left, right or centre
- Suited to wall mounted tapware only
- Features 'Halo' ribbing across drawer fronts
- Standard and custom sizing available
- Drawers open with touch release mechanism
- Basins sold separately

CABINET FINISHES


American Oak finished in 6 timber finish options



Limed
Oak




American
Oak



Hazelnut
Oak



Pony
Oak



Slate
Oak



Charcoal
Oak

BASIN OPTIONS

Available for both standard and customised vanities:

- LAUFEN Living SaphirKeramik counter basin (360 or 600mm), LAUFEN Ino (350 or 500mm), LAUFEN Val (500mm with and without taphole)
- Alape Circa (360 or 450mm), Alape Unisono (400mm), Alape Scpio (375mm), Alape Sondo (450mm)
- AXA H10 Rectangle (400 or 500mm), AXA H10 Oval (400 or 500mm), AXA Wild (450mm), AXA Uno (400 or 500mm)
- Roca Inspira Round (370mm), Roca Inspira Soft (370 or 500mm), Roca Inspira Square (370 or 500mm)
- Kado Lussi (500mm)

CORIAN TOP OPTIONS


Corian top, 12mm thick with Sharknose edge




Glacier White



Weathered
Aggregate



Oyster



Deep
Night Sky

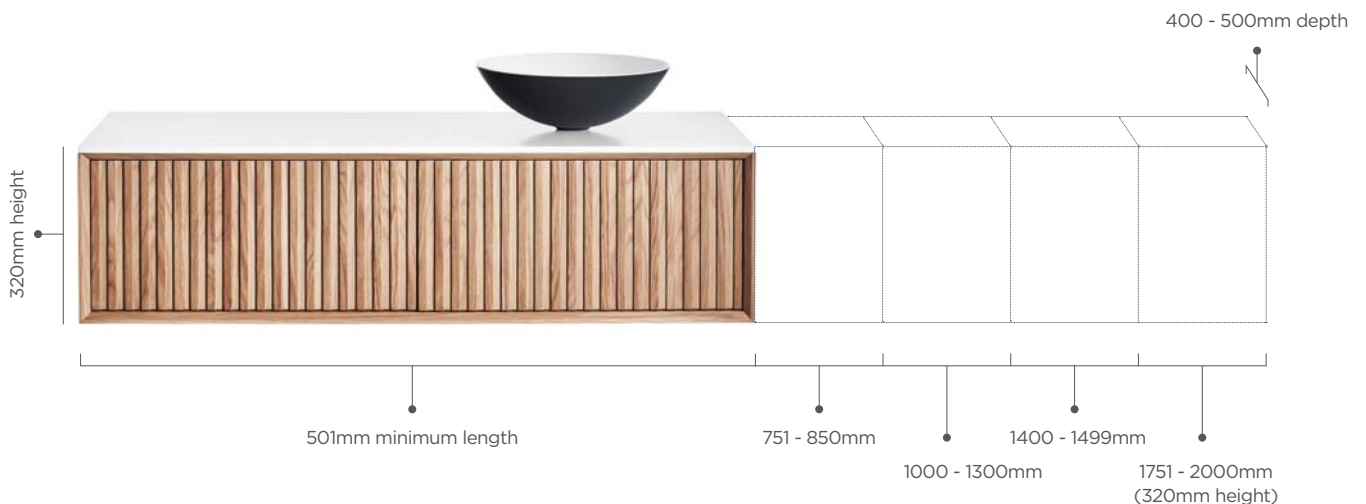


HALO II CUSTOMISATION

Choose from six natural timber finishes for your Issy Halo II. The unit is available in one of six standard sizes, or customise to fit from any size between 501mm – 2000mm wide. Please note height for all units is 320mm.

CUSTOMISE TO YOUR LENGTH

- **500 – 600mm Vanity**
Available with central bowl
/ 1 touch latch drawer
- **601 – 800mm Vanity**
Available with central bowl
/ 1 touch latch drawer
- **801 – 1100mm Vanity**
Available with left or right single bowl
/ 2 touch latch drawers
- **1101 – 1300mm Vanity**
Available with left or right single bowl
/ 2 touch latch drawers
- **1301 – 1600mm Vanity**
Available with left or right single or double bowl
/ 3 touch latch drawers
- **1601 – 1800mm Vanity**
Available with left or right single or double bowl
/ 3 touch latch drawers
- **1801 – 2000mm Vanity**
Available with left or right single or double bowl
/ 3 touch latch drawers



ARCHITECTURAL EXPRESSION.

With all the freedom you have come to expect from Zuster, Halo III delivers bespoke design for the modern home that's confident to stand out. With dramatic pleated timber panelling and optional statement corian handles, the fully customisable collection is available in a wide variety of finishes, all with Blum soft-close drawers.



HALO III RANGE

HALO III STANDARD VANITY

500mm / 600mm / 1000mm / 1200mm / 1500mm / 1800mm



500mm/600mm / 1 touch latch drawer



1000mm/1200mm / 2 touch latch drawers



1500mm/1800mm / 3 touch latch drawers

HALO III STANDARD VANITY - WITH HANDLES

500mm / 600mm / 1000mm / 1200mm / 1500mm



500mm/600mm / 1 soft close drawer



1000mm/1200mm / 2 soft close drawers



1500mm/1800mm / 3 soft close drawers



HALO III FEATURES

FEATURES

- Australian made
- Single or double bowl (dependent on size), can be positioned left, right or centre
- Suited to wall mounted tapware only
- Features 'Halo' ribbing across drawer fronts
- Optional 'Halo' Corian handle feature, in matching finish to benchtop
- Optional 'Halo' marble handle to add a touch of luxe
- Standard and custom sizing available
- Units without handle, open with touch release drawers
- Units with handle, open with Corian 'Halo' handle and close with soft-closing mechanism
- Basins sold separately

BASIN OPTIONS

Available for both standard and customised vanities:

Counter Basins


- LAUFEN Living SaphirKeramik counter basin (360 or 600mm), LAUFEN Ino (350 or 500mm), LAUFEN Val (500mm with and without taphole)
- Alape Circa (360 or 450mm), Alape Unisono (400mm), Alape Scpio (375mm), Alape Sondo (450mm)
- AXA H10 Rectangle (400 or 500mm), AXA H10 Oval (400 or 500mm), AXA Wild (450mm), AXA Uno (400 or 500mm)
- Roca Inspira Round (370mm), Roca Inspira Soft (370 or 500mm), Roca Inspira Square (370 or 500mm)
- Kado Lussi (500mm)

Semi Inset Basins


- Roca Inspira Round Semi Inset (370mm), Roca Inspira Soft Semi Inset (370 or 500mm), Roca Inspira Square Semi Inset (370 or 500mm)

CABINET FINISHES


American Oak finished in 6 timber finish options



Limed
Oak




American
Oak



Hazelnut
Oak



Pony
Oak



Slate
Oak




Charcoal
Oak

CORIAN TOP OPTIONS


Corian top, 12mm thick with Sharknose edge




Glacier White



Weathered
Aggregate



Oyster

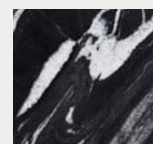


Deep
Night Sky

MARBLE HANDLE OPTIONS



Carrara



Silver
Wave

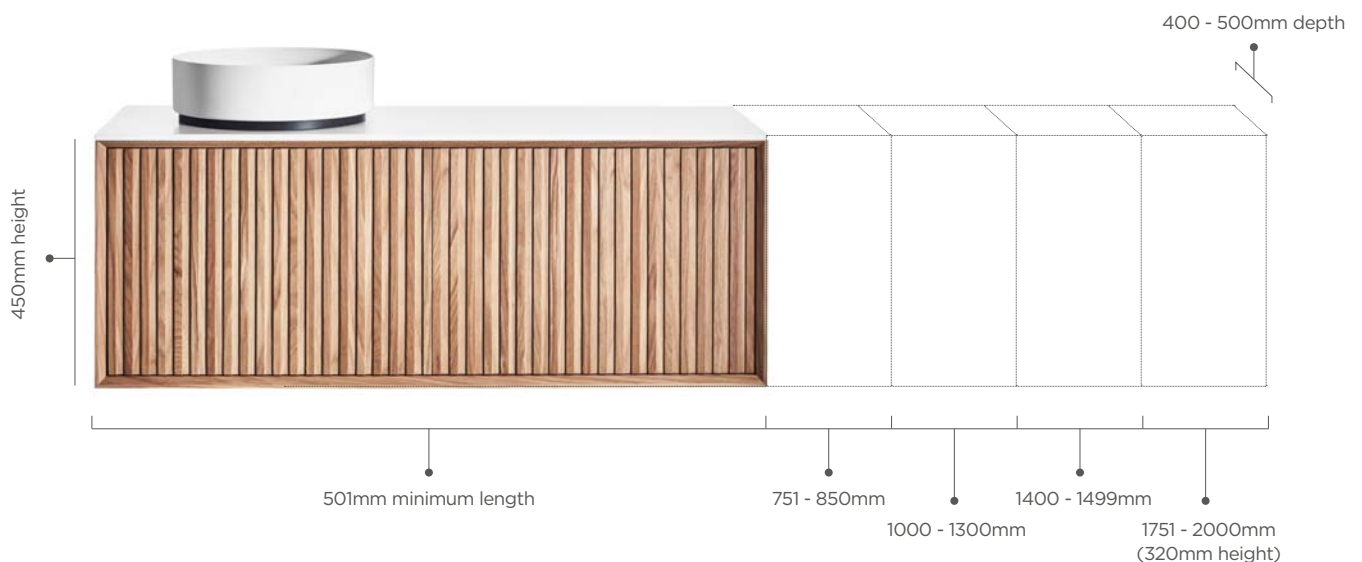


HALO III CUSTOMISATION

Create your personal look for your Issy Halo III with a choice of six natural timber finishes. Select from six standard sizes, or make it entirely yours with customisation available from 501mm – 2000mm wide.

CUSTOMISE TO YOUR LENGTH

- **500 - 600mm Vanity**
Available with central bowl
/ with or without handle / internal shelf / 1 drawer
- **601 - 800mm Vanity**
Available with central bowl
/ with or without handle / internal shelf / 1 drawer
- **801 - 1100mm Vanity**
Available with left or right single bowl
/ with or without handle / internal shelf / 2 drawers
- **1101 - 1300mm Vanity**
Available with left or right single bowl
/ with or without handle / internal shelf / 2 drawers
- **1301 - 1600mm Vanity**
Available with left, right, centered or double bowl
/ with or without handle / internal shelf / 3 drawers
- **1601 - 1800mm Vanity**
Available with left, right, centered or double bowl
/ with or without handle / internal shelf / 3 drawers
- **1801 - 2000mm Vanity**
Available with left, right, centered or double bowl
/ with or without handle / internal shelf / 3 drawers



STRENGTH IN REFLECTION

Create a fully cohesive aesthetic with a matching Halo mirrored cabinets in your chosen timber finish. Easily complement the width of your vanity with a range of eye-level storage that's easy to access for added functionality.



HALO MIRROR CABINETS

Halo mirror cabinets can be ordered as a round or triple cabinet. Select from a range of standard and customisable sizes to meet your needs. Mirror cabinets are available in six matching rich timber tones.



Standard sizes:


- 1000 & 1200mm round
- 1190, 1500 & 1800mm wide x 930mm high
- Recessed option also available in the above sizes

Custom sizes:


- 1001-1200mm round, 2 doors
- 1191 - 1800mm wide, 3 doors
- 930mm high for oval
- Recessed option also available in the above sizes

CABINET FINISHES


American Oak finished in 6 timber finish options



Limed
Oak




American
Oak




Hazelnut
Oak



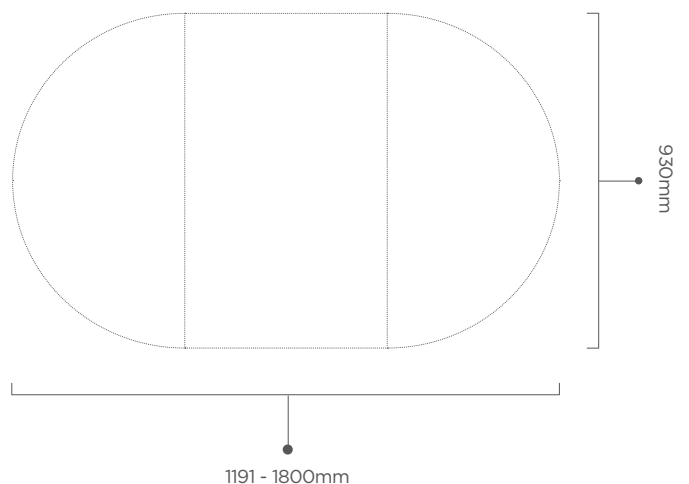
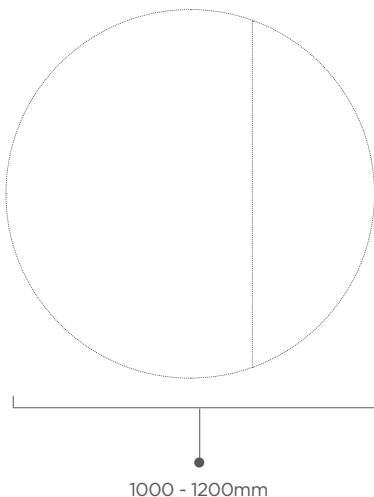
Pony
Oak



Slate
Oak



Charcoal
Oak





ISSY BLOSSOM

The beauty of flora is on full display with Blossom, a furniture collection that reimagines the vanity as an enviable, hand-crafted centrepiece of the bathroom. Blossom takes shape from the beauty of flora, with organic curves and textures infused throughout. Central to Blossom's design is its 3D oval patterned doors, bringing softness and depth through innovative timber layering.

NATURAL DEFINITION

Blossom reimagines the bathroom vanity as an enticing, hand-crafted masterpiece. A stunning entry point into the range, Blossom I features an all-door configuration that maximises your storage potential. Central to the design is its three dimensional oval patterned doors and personalised handles that help transform the busy bathroom into a private sanctuary.



BLOSSOM I RANGE

ISSY BLOSSOM VANITY

500mm / 600mm / 1000mm / 1200mm / 1500mm / 1800mm / 2000mm



500mm/600mm / 1 Door



1000mm/1200mm / 2 Doors



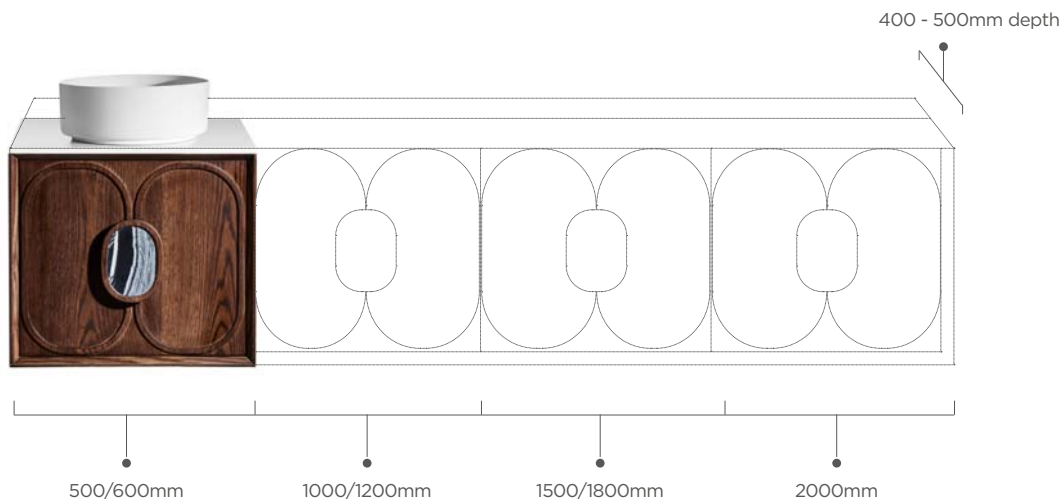
1500mm/1800mm/ 3 Doors



2000mm / 4 Doors

ISSY BLOSSOM VANITY CUSTOM DEPTH

500mm / 600mm / 1000mm / 1200mm / 1500mm / 1800mm / 2000mm





BLOSSOM I

FEATURES

FEATURES

- Australian made
- All-door design with single or double bowl (dependent on size), can be positioned left, right or centre
- Suited to wall mounted tapware only
- Features unique inlaid American Oak detailing
- Handles available in all American Oak or inlaid Corian to match benchtop
- Optional luxe marble inlaid handles
- Standard sizing only
- Basins sold separately

BASIN OPTIONS

Available for both standard and customised vanities:

Counter Basins


- LAUFEN Living SaphirKeramik counter basin (360 or 600mm), LAUFEN Ino (350 or 500mm), LAUFEN Val (500mm with and without taphole)
- Alape Circa (360 or 450mm), Alape Unisono (400mm), Alape Scpio (375mm), Alape Sondo (450mm)
- AXA H10 Rectangle (400 or 500mm), AXA H10 Oval (400 or 500mm), AXA Wild (450mm), AXA Uno (400 or 500mm)
- Roca Inspira Round (370mm), Roca Inspira Soft (370 or 500mm), Roca Inspira Square (370 or 500mm)
- Kado Lussi (500mm)

Semi Inset Basins


- Roca Inspira Round Semi Inset (370mm), Roca Inspira Soft Semi Inset (370 or 500mm), Roca Inspira Square Semi Inset (370 or 500mm)

CABINET FINISHES


American Oak finished in 6 timber finish options



Limed
Oak




American
Oak



Hazelnut
Oak



Pony
Oak



Slate
Oak



Charcoal
Oak

CORIAN TOP OPTIONS


Corian top, 12mm thick with Sharknose edge




Glacier White



Weathered
Aggregate



Oyster

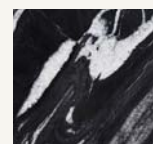


Deep
Night Sky

MARBLE HANDLE OPTIONS



Carrara



Silver
Wave

BLOSSOM I & II

HANDLES

A beautiful point of personalisation, the Blossom handles can be inlaid with matching timber, Corian or upgrade to stunning marble for something truly unique. The options are endless to reflect what makes your own natural oasis.

TIMBER OPTIONS

American Oak



Limed Oak



American Oak



Hazelnut Oak



Pony Oak



Slate Oak



Charcoal Oak

INLAID OPTIONS

Corian / Marble



Glacier White



Deep Night Sky



Weathered Aggregate



Oyster



Carrara



Silver Wave

BRANCHING OUT

The range continues with the impressively customisable Blossom II, available in an all-drawer design. A celebration of handcrafting at its finest, hidden drawers and innovative timber detailing brings a sense of softness and depth to the collection. Choose your preferred wooden, stone or marble handles to finish off with a touch beauty and tactility.



BLOSSOM II RANGE

ISSY BLOSSOM II VANITY

500mm / 600mm / 1000mm / 1200mm / 1500mm / 1800mm / 2000mm



500mm/600mm / 1 Drawer



1000mm/1200mm / 2 Drawers



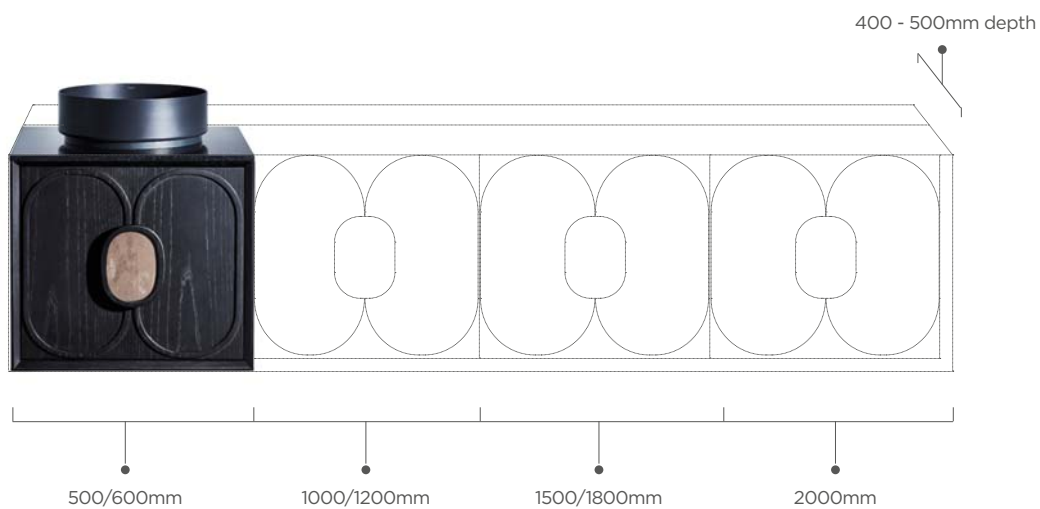
1500mm/1800mm / 3 Drawers



2000mm / 4 Doors

ISSY BLOSSOM VANITY CUSTOM DEPTH

500mm / 600mm / 1000mm / 1200mm / 1500mm / 1800mm / 2000mm





BLOSSOM II

FEATURES

FEATURES

- Australian made
- All-drawer design with single or double bowl (dependent on size), can be positioned left, right or centre (dependant on size)
- Suited to wall mounted tapware only
- Features unique inlaid American Oak detailing
- Handles available in all American Oak or inlaid Corian to match benchtop
- Optional luxe marble inlaid handles
- Standard sizing only
- Basins sold separately

BASIN OPTIONS


Available for both standard and customised vanities:

Counter Basins


- LAUFEN Living SaphirKeramik counter basin (360 or 600mm), LAUFEN Ino (350 or 500mm), LAUFEN Val (500mm with and without taphole)
- Alape Circa (360 or 450mm), Alape Unisono (400mm), Alape Scpio (375mm), Alape Sondo (450mm)
- AXA H10 Rectangle (400 or 500mm), AXA H10 Oval (400 or 500mm), AXA Wild (450mm), AXA Uno (400 or 500mm)
- Roca Inspira Round (370mm), Roca Inspira Soft (370 or 500mm), Roca Inspira Square (370 or 500mm)
- Kado Lussi (500mm)

CABINET FINISHES

American Oak finished in 6 timber finish options



Limed
Oak




American
Oak



Hazelnut
Oak



Pony
Oak



Slate
Oak



Charcoal
Oak

CORIAN TOP OPTIONS


Corian top, 12mm thick with Sharknose edge




Glacier White



Weathered
Aggregate



Oyster

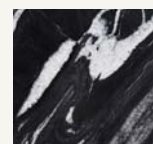


Deep
Night Sky

MARBLE HANDLE OPTIONS



Carrara



Silver
Wave

ISSY BLOSSOM MIRRORS

Opening like a bud coming into full bloom, the side mirrors expand around you to give you complete coverage while getting ready.

MIRRORS

- Wall mounted
- Australian made
- Oval shape
- Frame/internal colour is available in six finishes.



800mm Mirror

SIZES

Standard sizes:

- 325mm wide x 800mm high
- 380mm wide x 900mm high
- 500mm wide x 1000mm high


Custom sizes:

- 300-400mm wide x 600-800mm high
- 350-400mm wide x 801-1000mm high
- 401-600mm wide x 1001-1200mm high


MIRROR FINISHES



Limed
Oak




American
Oak




Hazelnut
Oak



Pony
Oak



Slate
Oak



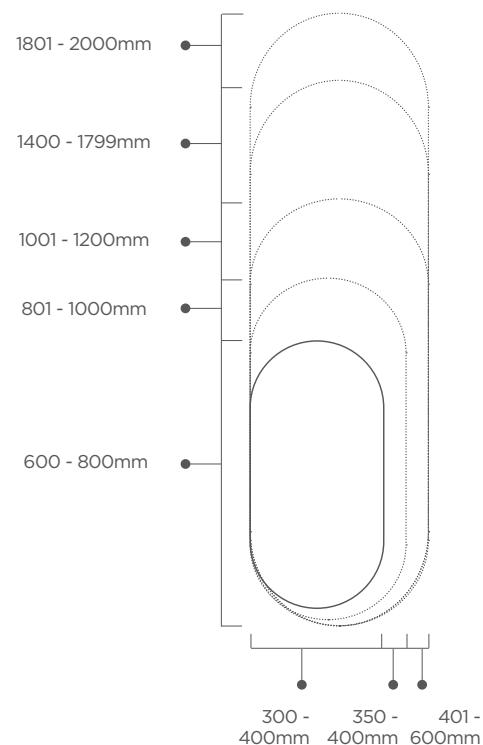
Charcoal
Oak

ISSY BLOSSOM MIRROR CABINETS

Blossom mirror cabinets can be ordered as a single or triple cabinet and single full height. Select from a range of customisable mirror widths. Mirror cabinets are available in four rich timber tones.



Single Cabinet



SIZES

Single Cabinet Standard Sizes:

- 325mm wide x 800mm high
- 380mm wide x 900mm high
- 500mm wide x 1000mm high
- Recessed option also available in the above sizes


Single Cabinet Custom Sizes:

- 300-400mm wide x 600-800mm high
- 350-400mm wide x 801-1000mm high
- 401-600mm wide x 1001-1200mm high
- Recessed option also available in the above sizes


Single Cabinet Full Height:

- Standard - 450mm wide x 1800mm high (full height)
- Custom - 400-450mm wide x 1400-1799mm high (full height)
- Custom - 451-600mm wide x 1801-2000mm high (full height)


MIRROR FINISHES



Limed
Oak




American
Oak




Hazelnut
Oak



Pony
Oak



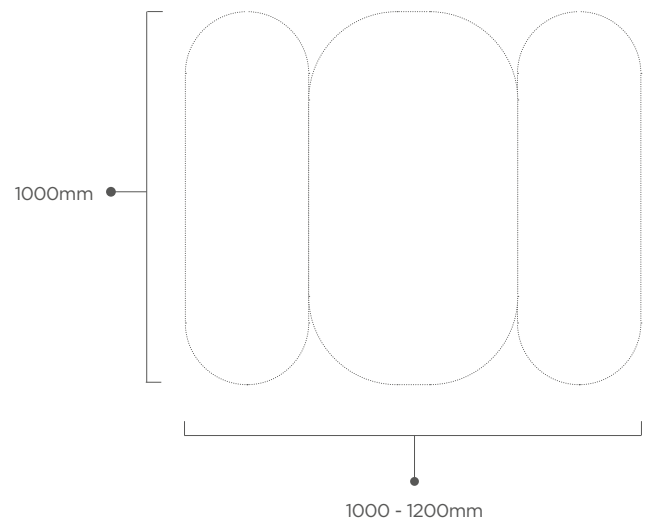
Slate
Oak



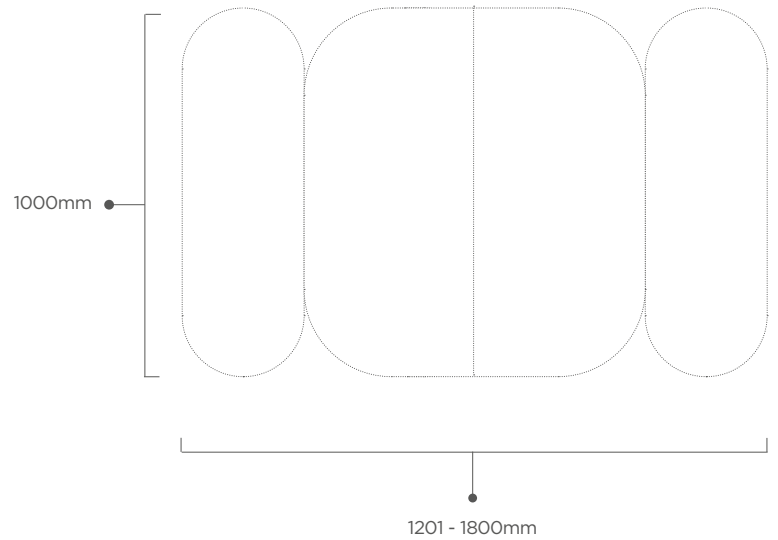
Charcoal
Oak



Triple Cabinet



Triple Cabinet



SIZES

Triple Cabinet Standard Sizes

- 1000mm wide x 1000mm high
- 1200mm wide x 1000mm high
- 1500mm wide x 1000mm high
- 1800mm wide x 1000mm high
- Recessed option also available in the above sizes

Triple Cabinet Custom Sizes

- 1000-1200mm wide x 1000mm high
- 1201-1800mm wide x 1000mm high
- Recessed option also available in the above sizes



ISSY

Z1 BALLERINA

Z1 Ballerina brings elegance and lightness to the bathroom. Crafted from solid American Oak with subtle but striking timber grain, this delicate vanity evokes pure emotion through graceful form. Beautifully refined, the tapered legs are impeccably finished with a beveled edge Corian benchtop, completing the chic, sleek luxury look.

EFFORTLESS BEAUTY, PURE REFINEMENT.

Inspired by the grace of a dancer balancing effortlessly en pointe, Z1 Ballerina celebrates the beauty in refinement. With long, elegant lines and rich textures, this slender vanity can be paired with a matching oval or round mirror for stunning effect.



Z1 BALLERINA RANGE

Z1 STANDARD VANITY 800mm / 1000mm / 1200mm



VANITY FEATURES

- Australian made
- Suited to wall mounted tapware only
- Basin sold separately, to be positioned in the centre
- Freestanding tapered leg, 760mm high


BASIN OPTIONS

Available for both standard and customised vanities:

- Axa H10 Counter Basins, oval and rectangle (400, 500 or 600mm)
- Alape Circa Counter Basin (360mm)
- LAUFEN Living SaphirKeramik Counter Basin (360 or 600mm)
- Kartell by Laufen 420 Round Washbasin
- Alape Unisano Counter Basin (375 or 400mm)
- Alape Metaphor 500 Counter Basin
- Axa Uno Counter Basin (400mm)

VANITY FINISHES


40mm solid American Oak, finished in 6 colour options



Limed
Oak

American
Oak

Hazelnut
Oak



Pony
Oak

Slate
Oak

Charcoal
Oak

CORIAN TOP OPTIONS

Corian top, 12mm thick with Sharknose edge



Glacier
White

Weathered
Aggregate

Oyster

Deep
Night Sky



Z1 BALLERINA FEATURES

Z1 Ballerina is available in six natural timber finishes.
The unit can be ordered in one of three standard sizes
as well as any size between 700mm - 1300mm wide.

CUSTOMISE TO YOUR LENGTH

- Australian made
- Basin sold separately, to be positioned in the centre
- Freestanding tapered leg, 760mm high




CABINET FINISHES


40mm solid American Oak, finished in 6 colour options




Lined
Oak




American
Oak




Hazelnut
Oak



Pony
Oak



Slate
Oak



Charcoal
Oak

CORIAN TOP OPTIONS


Corian top, 12mm thick with Sharknose edge



Glacier
White



Weathered
Aggregate



Oyster



Deep
Night Sky



Z1 BALLERINA CUSTOMISATION



Hazelnut Oak
+ Brushed
Nickel



American Oak
+ Matte Black



Hazelnut Oak
+ Rose Gold



Charcoal Oak
+ Gun Metal



Charcoal Oak
+ Chrome



Charcoal Oak
+ Gold

EN POINTE SETS

- Australian made
- En Pointe Set finishes: Brushed Nickel, Matte Black, Rose Gold, Gun Metal, Chrome and Gold

Z1 BALLERINA MIRRORS + MIRROR CABINETS

MIRROR FEATURES


- Wall mounted
- Australian made
- Round or Oval
- Shaving cabinets can be recessed into the wall
- Frame colour: American Oak veneer, stained in colour options of Charcoal Oak, Pony Oak, Hazelnut Oak or American Oak



Z1 BALLERINA

MIRRORS + MIRROR CABINETS

Designed to enhance the elegance of the Z1 Ballerina Vanity, matching mirrors are available in round or oval design – with 10 different options to choose from.



500, 700, 900 & 1100mm



325 x 800mm

Also available as
cabinet mirror



380 x 900mm

Also available as
cabinet mirror



500 x 1000mm

Also available as
cabinet mirror



450 x 1800mm
cabinet mirror

CUSTOM MIRRORS

SIZE OPTIONS

- 400 - 600mm Round Mirror
- 601 - 800mm Round Mirror
- 801 - 1000mm Round Mirror
- 1001 - 1200mm Round Mirror
- 300 - 400mm W x 600 - 800mm H Oval Mirror
- 350 - 400mm W x 801 - 1000mm H Oval Mirror
- 401 - 600mm W x 1001 - 1200mm H Oval Mirror



ISSY

Z8 BUTTERFLY

The perfect furniture piece for beauty and personal grooming, the Z8 Butterfly takes inspiration from the pure, indulgent luxury of high-end hotel bathrooms. Bringing spa-style chic into the home, Z8 Butterfly offers the user a dream list of bathroom luxuries that include intimate bespoke elements designed especially for you. Ultimate comfort and convenience is conjured through wonderfully intuitive features and high quality finishes.

DEVOTED TO BEAUTY AND STYLE.

Named for its signature Zuster-designed “butterfly” handle, Z8 Butterfly pays homage to craftsmanship and bespoke design with a series of cleverly integrated luxuries. Winged mirrors open out to give you a round-vision view of your hair and make-up. A dresser bench allows you to perform your personal beauty ritual at your bathroom vanity. Concealed within the adjoining tall boy is an integrated laundry basket, and a set of secret make-up drawers that slide open at the touch of a finger.



Z8 BUTTERFLY STANDARD RANGE

Z8 STANDARD VANITY WITH COUNTER BASIN

750mm / 1000mm / 1200mm / 1500mm / 1800mm



500mm/700mm
Single Basin
2 Drawers



1000mm/1200mm
Single Basin
4 Drawers



1500mm/1800mm
Single Basin/Double Basin
6 Drawers

FEATURES

- Australian made, wall hung, drawers only
- Single or double bowl (dependent on size), can be positioned left, right or centre
- Suited to wall mounted tapware only
- Blum soft close drawers
- Basins sold separately


COUNTER BASIN OPTIONS

Available for both standard and customised vanities:


- Axa H10 Counter Basins, oval and rectangle (400, 500 or 600mm)
- Alape Circa Counter Basin (360mm)
- LAUFEN Living SaphirKeramik Counter Basin (360 or 600mm)
- Alape Unisono Counter Basin (325 or 375mm)
- Alape Metaphor Counter Basin 500

CABINET FINISHES


American Oak finished in 4 timber finish options



Lined
Oak




American
Oak




Hazelnut
Oak



Pony
Oak



Slate
Oak



Charcoal
Oak

CORIAN TOP OPTIONS


Corian top, 12mm thick with Sharknose edge




Glacier
White



Weathered
Aggregate



Oyster



Night Sky

Z8 BUTTERFLY STANDARD RANGE

Z8 STANDARD VANITY WITH SEMI INSET BASIN

750mm / 1000mm / 1200mm / 1500mm / 1800mm



500mm/700mm
Single Basin
1 Drawer



1000mm/1200mm
Single Basin
3 Drawers



1500mm/1800mm
Single Basin/Double Basin
5 Drawers/4 Drawers

FEATURES

- Australian made, wall hung, drawers only
- Single or double bowl (dependent on size), can be positioned left, right or centre
- Suited to wall mounted tapware only
- Blum soft close drawers
- Basins sold separately


SEMI INSET BASIN OPTIONS

Available for both standard and customised vanities:


- Roca Inspira Round Semi Inset (370mm),
Roca Inspira Soft Semi Inset (370 or 500mm),
Roca Inspira Square Semi Inset (370 or 500mm)

CABINET FINISHES


American Oak finished in 6 timber finish options




Limed
Oak




American
Oak




Hazelnut
Oak



Pony
Oak



Slate
Oak



Charcoal
Oak

CORIAN TOP OPTIONS


Corian top, 12mm thick with Sharknose edge




Glacier
White



Weathered
Aggregate



Oyster



Deep
Night Sky

Z8 BUTTERFLY CUSTOMISATION

Design your Z8 Butterfly to fit your style and space with the option of two, four or six drawers and an extension vanity bench to measure. Select your American Oak finish from six beautiful colour choices.

CUSTOMISE TO YOUR LENGTH

- **400 - 600mm VANITY**
Counter Basin
Available with centre bowl / 2 drawers
Semi Inset Basin
Available with centre bowl / 1 drawer
- **601 - 800mm VANITY**
Counter Basin
Available with centre bowl / 2 drawers
Semi Inset Basin
Available with centre bowl / 1 drawer
- **801 - 1100mm VANITY**
Counter Basin
Available with left or right single bowl / 4 drawers
Semi Inset Basin
Available with left or right single bowl / 3 drawers
- **1101 - 1300mm VANITY**
Counter Basin
Available with left or right single bowl / 4 drawers
Semi Inset Basin
Available with left or right single bowl / 3 drawers
- **1301 - 1600mm VANITY**
Counter Basin
Available with left, right, centre or double bowl / 6 drawers
Semi Inset Basin
Available with left, right, centre or double bowl / 5 or 4 drawers
- **1601 - 1800mm VANITY**
Counter Basin
Available with left, right, centre or double bowl / 6 drawers
Semi Inset Basin
Available with left, right, centre or double bowl / 5 or 4 drawers
- **1801 - 2000mm VANITY**
Counter Basin
Available with left, right, centre or double bowl / 6 drawers
Semi Inset Basin
Available with left, right, centre or double bowl / 5 or 4 drawers



Z8 BUTTERFLY MATCHING MIRRORS

Whether a mirror or cabinet, complete your Butterfly collection with a matching mirror. Paying homage to its name, the Z8 Butterfly's mirror cabinets open and turn like wings, giving you a full, round-vision view of your hair and make-up. The more mirrors you add, the better the view.

MIRRORS

- Wall mounted
- Australian made
- Solid American Oak frame with beveled edge
- Frame colour is American Oak stained in a choice of six finishes.



Mirror/Single Cabinet



Double Cabinet



Triple Cabinet

MIRRORS

Z8 Butterfly rectangular mirrors can be ordered as standard single mirror sizes or a range of customisable widths. Mirror frames are available in six rich timber tones.

SIZES

Standard sizes:

- 500mm, 700mm, 1000mm, 1500 & 1800mm wide
- 930mm high

Custom sizes:

- 400 - 600mm wide
- 701 - 900mm wide
- 901 - 1200mm wide
- 1201 - 1600mm wide


Available height sizes:

- 680 - 980mm high
- 1601 - 2000mm high


MIRROR FINISHES



Limed
Oak




American
Oak




Hazelnut
Oak



Pony
Oak



Slate
Oak



Charcoal
Oak

Z8 BUTTERFLY MIRROR CABINETS

Z8 Butterfly mirror cabinets can be ordered as a standard mirror or a single, double or triple cabinet. Select from a range of customisable mirror widths. Mirror cabinets are available in six rich timber tones.

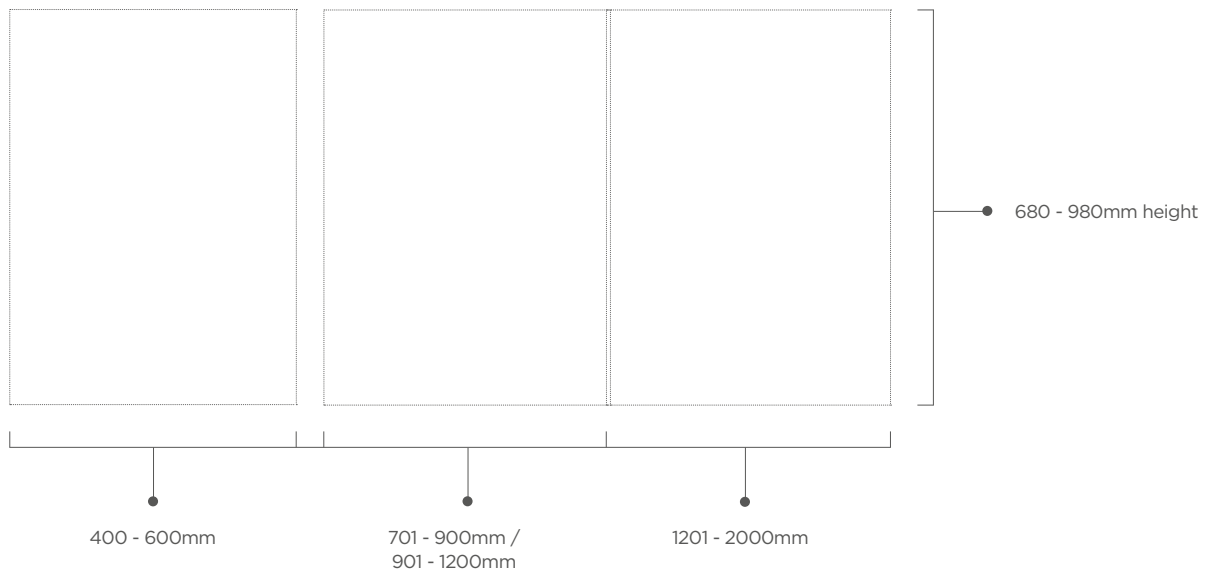


Standard sizes:

- 500, 1000 & 1500mm wide
- 930mm high
- Recessed option also available in the above sizes

Custom sizes:

- 400 - 600mm wide, 1 door
- 701 - 900mm wide, 2 doors
- 901 - 1200mm wide, 2 doors
- 1201 - 1600mm wide, 3 doors
- 680 - 980mm high
- Recessed option also available in the above sizes



Z8 BUTTERFLY TALL BOY RANGE

The Z8 Butterfly tall boy comes in two standard sizes. Constructed from rich American Oak timber and available in six elegant finishes, the tall boy features a series of convenient integrated features.


CUSTOMISATION

FEATURES


- Australian made storage cabinet with a concealed laundry basket
- Secret side drawers
- Opening available on left or right

CABINET FINISHES


American Oak finished in 6 timber finish options




Limed
Oak




American
Oak




Hazelnut
Oak



Pony
Oak



Slate
Oak

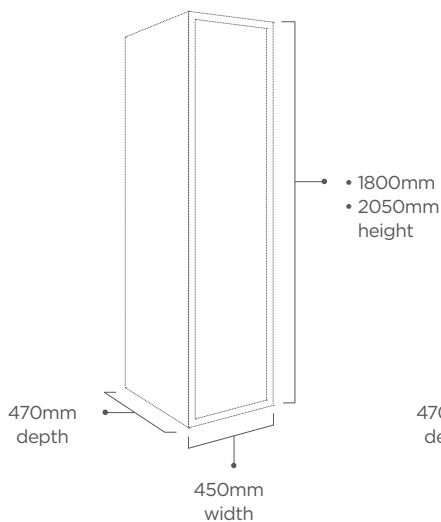


Charcoal
Oak

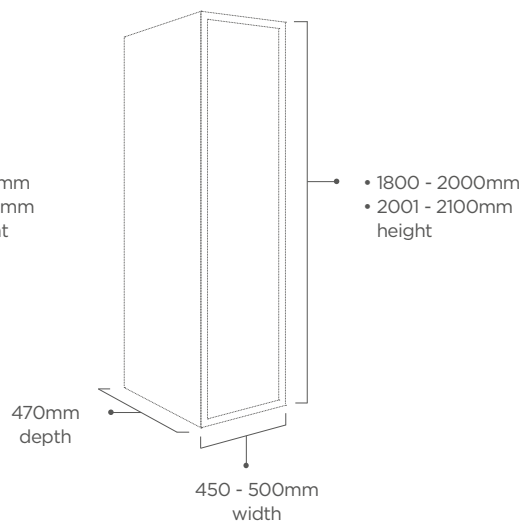


Standard
450W x 470D x 2050H

Standard:



Custom:





TALL BOY FEATURES

Made for living, the Z8 tall boy is designed to accommodate all the necessities of everyday life. With shelving, concealed drawers and even a laundry basket – everything has a place.



INTEGRATED LAUNDRY BASKET

Keep clutter to a minimum with a designer laundry basket, cleverly integrated into the Z8 Butterfly tall boy. Laundry day suddenly looks good.



CONCEALED MAKE-UP DRAWER

Discover true luxury in the Blum soft close functionality of Z8 Butterfly's secret make-up drawers, lined in quilted faux leather and smartly concealed within the tall boy, ready to open at the touch of a finger.



NOTES

This image shows a single sheet of white paper with horizontal ruling lines. The lines are evenly spaced and run across the width of the page. There are no margins, text, or other markings on the paper.

Bathroom Happiness

Visit any one of our 300 showrooms around Australia for all the latest products, concepts and inspiration to make your bathroom whatever you want it to be. And for the ultimate bathroom experience, go to one of our bathroom life™ stores where you will find the biggest range of leading Australian and international brands.

Call **1800 032 566** or visit **www.reece.com.au** for your nearest bathroom showroom.

Due to limitations in the printing process the colours in this brochure are a guide only. The manufacturer/distributor reserves the right to vary specifications or delete models from their range without prior notification. The manufacturer/distributor takes no responsibility for printing errors. Issy products enjoy a 7 year product replacement warranty on all cabinetry, a 15 year product replacement warranty on all solid surface components, and a 1 year warranty on mirrors – Domestic use only. See www.reece.com.au/warranties for more information.

V12 [BROCHURE CODE 9500565]

ISSY//

