

ALPHA1 DUAL REDISET

AFFORDABLE ENERGY EFFICIENCY

The ALPHA1 Dual Rediset brings two ultra reliable and energy efficient ALPHA1 pumps together in a single integrated unit, including inlet/outlet pipework, isolation and non-return valves and simple to operate controls.

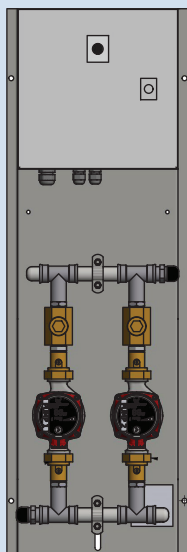
The Dual Rediset provides automated redundancy, to prevent loss of hot water due to pump breakdown.

- duty / standby capability and auto pump change-over shares the work and provides instant redundancy.
- based on the field proven ALPHA2 which has sold more than 3 million units
- cuts energy consumption by up to 80% compared to traditional circulator pumps
- adaptable to any type of heating system – radiators or under floor heating



KEY FEATURES

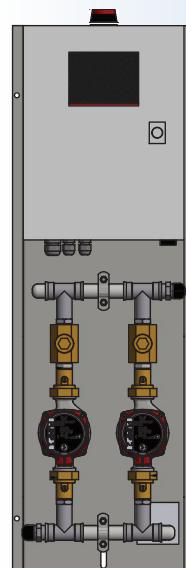
DUAL REDISET - STANDARD



- Duty/Standby ALPHA1 N mounted on Galvanised steel base
- Stainless Steel Manifold
- Lockable powder coated steel enclosure
- Bronze non-return and shut-off valves integrated to allow pump removal
- One front switch - Pump1/Auto/Pump2
- Auto pump changeover 12/24 hours

OPTIONAL:
Protective cover for outdoor installations

DUAL REDISET - DELUXE



- Duty/Standby ALPHA1 N mounted on Galvanised steel base
- Stainless Steel Manifold
- Lockable powder coated steel enclosure
- Bronze non-return and shut-off valves integrated to allow pump removal
- Control Panel - Pump1 & Pump2/Auto/Off/Manual
- Green Run LED and Red Fault LED on front panel
- Mute and reset buttons
- Visual alarm / Audible alarm options
- Auto pump changeover 12/24 hours
- Provision for temperature input control
- Includes Building Management System (BMS) communications terminal

OPTIONAL:
Protective cover for outdoor installations

ALPHA1 N 20-60 DUAL REDISSET - STANDARD

Grundfos Part No: 92643734 [Reece Part No: 1539589](#)

ALPHA1 N 20-60 DUAL REDISSET - DELUXE

Grundfos Part No: 92643735 [Reece Part No: 1539590](#)

ALPHA1 N 25-80 DUAL REDISSET - STANDARD

Grundfos Part No: 92643736 [Reece Part No: 1539591](#)

ALPHA1 N 25-80 DUAL REDISSET - DELUXE

Grundfos Part No: 92619816 [Reece Part No: 1539592](#)

TECHNICAL DATA

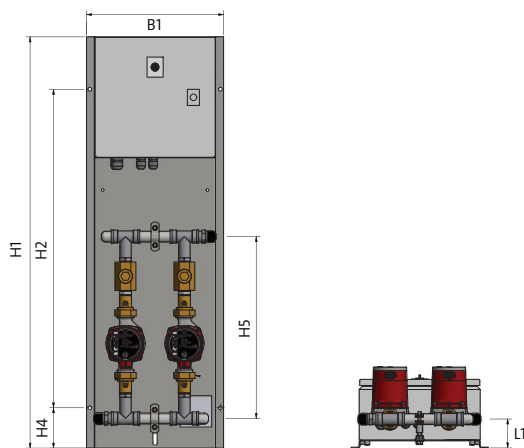
Supply voltage:	1 x 230 V – 50/60 Hz
Flow rate, Q_{max}:	6.8 m ³ /h
Head Max	6 m
Liquid temperature:	+2° C to +110° C (TF 110)
System pressure, P_{max}:	1.0 MPa/10 bar
Power Min Speed:	3 W per pump
Power Max Speed:	34 W per pump
Ambient temperature:	0° C to +40° C
EEL:	≤ 0.20

TECHNICAL DATA

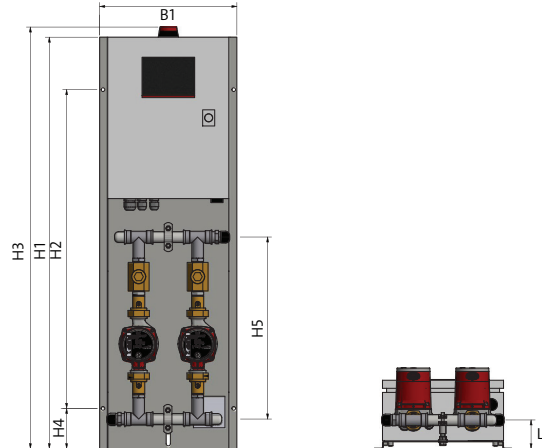
Supply voltage:	1 x 230 V – 50/60 Hz
Flow rate, Q_{max}:	7.8 m ³ /h
Head Max	8 m
Liquid temperature:	+2° C to +110° C (TF 110)
System pressure, P_{max}:	1.0 MPa/10 bar
Power Min Speed:	3 W per pump
Power Max Speed:	34 W per pump
Ambient temperature:	0° C to +40° C
EEL:	≤ 0.20

DIMENSIONS

DUAL REDISSET - STANDARD



DUAL REDISSET - DELUXE



Model	Dimensions (mm)							Weight (kg)
	H1	H2	H3	H4	H5	B1	L1	
Dual Reditset STANDARD	1020	790	-	100	451	340	72	42.4
Dual Reditset DELUXE	1020	790	1045	100	451	340	72	46.3