

















IRRIGATION SCHEDULE	
SYMBOL	MANUFACTURER/MODEL
	RAIN BIRD 6504-PC, FC
	RAIN BIRD 6504-PC, FC
	RAIN BIRD 6504-PC, FC
SYMBOL	MANUFACTURER/MODEL
	RAIN BIRD PGA CONTROL VALVE 40MM
	RAIN BIRD PGA CONTROL VALVE 50MM
	EXISTING QCV - INDICATIVE LOCATION ONLY
	MAINLINE ISOLATION VALVE
	EXISTING CONTROL UNIT
	EXISTING LOWARA 15SV07F055T PUMP-SET
	IRRIGATION LATERAL LINE: CLASS 12 SWJ PVC 40MM
	IRRIGATION LATERAL LINE: CLASS 12 SWJ PVC 50MM
	IRRIGATION LATERAL LINE: CLASS 12 SWJ PVC 80MM
	MULTI-CORE CABLE INDICATIVE LOCATION
	IRRIGATION MAINLINE: 75 PN12.5 HDPE 75MM

IRRIGATION SYSTEM DUTY

230 L/MIN @ AN OPERATING PRESSURE OF 600 kPa

NOTE: A FLOW vs PRESSURE TEST MUST BE CONDUCTED PRIOR TO INSTALLATION COMMENCING TO ENSURE ABOVE SYSTEM DUTY IS MET. FAILURE TO DO SO MAY RESULT IN SYSTEM NOT FUNCTIONING AS INTENDED

DRAWING NOTES

THIS DRAWING MUST BE READ IN CONJUNCTION WITH THE OTHER CONTRACT DOCUMENTS & ANY INSTRUCTIONS ISSUED DURING THE COURSE OF THE PROJECT. CONTRACTORS SHOULD VERIFY ALL DIMENSIONS AND LEVELS ON SITE PRIOR TO ANY COMMENCEMENT OF IRRIGATION WORKS. IF ANY DISCREPANCIES ARE FOUND, BRING THESE IMMEDIATELY TO THE ATTENTION OF THE IRRIGATION DESIGNER.

PRIOR TO COMMENCEMENT OF IRRIGATION WORKS, A FLOW TEST AND PRESSURE TEST SHOULD BE PERFORMED ON-SITE TO CONFIRM SYSTEM DUTY. IF SYSTEM DUTY IS NOT REACHED, A RE-DESIGN MAY BE REQUIRED.

IT IS THE RESPONSIBILITY OF THE CONTRACTOR TO VERIFY THE LOCATION OF ALL UNDERGROUND SERVICES PRIOR TO COMMENCING ANY EXCAVATION WITH ALL RELEVANT AUTHORITIES.

DISTANCES BETWEEN OUTLETS, VALVES, FITTINGS & THE LIKE ARE INDICATIVE ONLY AND MAY BE ALTERED BY THE CONTRACTOR / INSTALLER AT THEIR DISCRETION.

THE REECE GROUP RESERVES ALL RIGHTS IN ITS DESIGNS, DRAWINGS, SPECIFICATIONS AND PLANS. THEY MAY NOT BE REPRODUCED OR OTHERWISE COPIED WITHOUT THE WRITTEN AUTHORIZATION FROM THE REECE GROUP.

CORES	SIZE	VALVES	SPARES
13-CORE	1.5mm ²	V1 TO V11	1
13-CORE	1.5mm ²	V12 TO V21	2
9-CORE	1.5mm ²	V22 TO V25	4

DRAWING:	039078-IR-A (PD)		
STAGE:	PRELIMINARY ISSUE		
TITLE:	IRRIGATION SYSTEM LAYOUT		
CUSTOMER:	REECE IRRIGATION & POOLS CUSTOMER		
PROJECT:	SPORTING FIELD		



REV:	A	D			
DRAWN:	TK	C			
CHECKED:	ID	B			
SHEET:	IR101	A	09.03.22	PRELIMINARY DRAWING ISSUED	TK
DATE:	MAR 2022	REV.	DATE	DESCRIPTION	BY