
RANGE BROCHURE














RENOVATION
NEEDS
INSPIRATION



PANEL RADIATORS

| | | |
|---|--------------|----|
|  | Compact | 4 |
|  | Plan Compact | 8 |
|  | Vertical | 11 |
|  | Banga | 13 |

DESIGN RADIATORS

| | | |
|---|--------------|----|
|  | Delta Column | 14 |
|  | Kos V | 18 |
|  | Kos H | 20 |
|  | Tinos | 22 |
|  | Leros | 24 |

COLOUR OPTIONS

26




COMPACT

The Purmo Compact radiator is a stylish, elegant and practical radiator, perfect for domestic or commercial applications. With a 33mm profile and convector fins, it ensures a leading performance, even when installed on low temperature systems.

The product range includes type 11, type 21, type 22 and type 33. With a wide range of heights and lengths available from stock, as well as an extended range on request, it truly is a perfect fit for any room size.

- **Operating pressure:**
Tested to a pressure of 10.5 bar.
Working pressure of up to 8 bar.
- **Connections:** 4 x 1/2" BSP.
- **Warranty:** 25 years.



HEIGHT
300, 500, 600, 900mm

LENGTH
400 - 2300mm

TYPE
C11, C21, C22, C33

FINISH
White RAL 9016.
Other RAL, sanitary and special colours are available upon request. Please note, there is a 40% supplement for non-standard colours. See page 26 for colour options.

COMPACT

type 11, 21



type 11

ORDER CODE : C11XXXXYYY
EXAMPLE : C116001200

radiator _____
type _____
height _____
length _____

type 21

ORDER CODE : C21XXXXYYY
EXAMPLE : C216001200

radiator _____
type _____
height _____
length _____

Thermal output of radiators in watts (90°C in / 70°C out / 20°C room)

| Length | Height | | | | | | | |
|--------|--------|------|------|------|------|------|------|------|
| | C11 | | | | C21 | | | |
| | 300 | 500 | 600 | 900 | 300 | 500 | 600 | 900 |
| 400 | 274 | 437 | 513 | 720 | 382 | 582 | 676 | 942 |
| 500 | 343 | 547 | 642 | 900 | 477 | 728 | 846 | 1178 |
| 600 | 412 | 656 | 770 | 1080 | 572 | 874 | 1015 | 1414 |
| 700 | 480 | 765 | 898 | 1260 | 668 | 1019 | 1184 | 1649 |
| 800 | 549 | 874 | 1026 | 1440 | 763 | 1165 | 1353 | 1885 |
| 900 | 617 | 984 | 1155 | 1620 | 859 | 1310 | 1522 | 2120 |
| 1000 | 686 | 1093 | 1283 | 1800 | 954 | 1456 | 1691 | 2356 |
| 1100 | 755 | 1202 | 1411 | 1980 | 1049 | 1602 | 1860 | 2592 |
| 1200 | 823 | 1312 | 1540 | 2160 | 1145 | 1747 | 2029 | 2827 |
| 1400 | 960 | 1530 | 1796 | 2520 | 1336 | 2038 | 2367 | 3298 |
| 1600 | 1098 | 1749 | 2053 | 2880 | 1526 | 2330 | 2706 | 3770 |
| 1800 | 1235 | 1967 | 2309 | 3240 | 1717 | 2621 | 3044 | 4241 |
| 2000 | 1372 | 2186 | 2566 | 3600 | 1908 | 2912 | 3382 | 4712 |
| 2300 | 1578 | 2514 | 2951 | 4140 | 2194 | 3349 | 3889 | 5419 |
| 2600 | 1784 | 2842 | 3336 | 4680 | 2480 | 3786 | 4397 | 6126 |
| 3000 | 2058 | 3279 | 3849 | 5400 | 2862 | 4368 | 5073 | 7068 |

| | | | | | | | | |
|---------------------|-----|------|------|------|------|------|------|------|
| Volume: l/m | 1.7 | 2.7 | 3.2 | 4.5 | 3.4 | 5.5 | 6.6 | 9.0 |
| Weight: kg/m | 9.1 | 15.5 | 18.7 | 28.3 | 14.0 | 23.5 | 28.3 | 42.3 |

Stocked in Australia
Other sizes available. Lead times will apply.

COMPACT

type 22, 33



type 22

ORDER CODE : C22XXXXYYY
EXAMPLE : C226001200
radiator type height length

type 33

ORDER CODE : C33XXXXYYY
EXAMPLE : C336001200
radiator type height length

Thermal output of radiators in watts (90°C in / 70°C out / 20°C room)

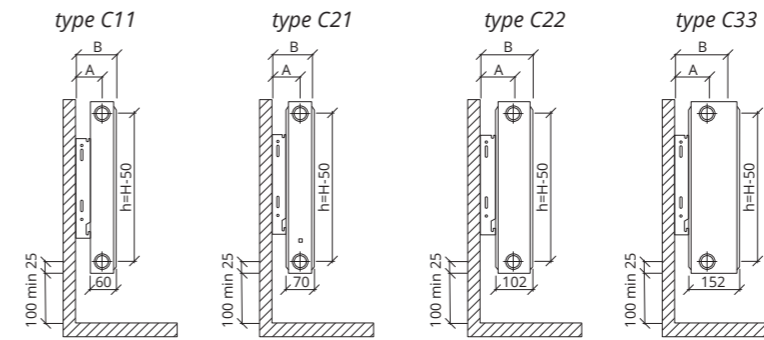
| Length | Height | | | | | | | |
|--------|--------|------|------|------|------|------|------|-------|
| | C22 | | | | C33 | | | |
| | 300 | 500 | 600 | 900 | 300 | 500 | 600 | 900 |
| 400 | 484 | 743 | 865 | 1213 | 679 | 1030 | 1195 | 1657 |
| 500 | 606 | 929 | 1082 | 1517 | 849 | 1288 | 1494 | 2072 |
| 600 | 727 | 1114 | 1298 | 1820 | 1019 | 1546 | 1793 | 2486 |
| 700 | 848 | 1300 | 1514 | 2123 | 1189 | 1803 | 2092 | 2900 |
| 800 | 969 | 1486 | 1730 | 2426 | 1358 | 2061 | 2390 | 3314 |
| 900 | 1090 | 1671 | 1947 | 2730 | 1528 | 2318 | 2689 | 3729 |
| 1000 | 1211 | 1857 | 2163 | 3033 | 1698 | 2576 | 2988 | 4143 |
| 1100 | 1332 | 2043 | 2379 | 3336 | 1868 | 2834 | 3287 | 4557 |
| 1200 | 1453 | 2228 | 2596 | 3640 | 2038 | 3091 | 3586 | 4972 |
| 1400 | 1695 | 2600 | 3028 | 4246 | 2377 | 3606 | 4183 | 5800 |
| 1600 | 1938 | 2971 | 3461 | 4853 | 2717 | 4122 | 4781 | 6629 |
| 1800 | 2180 | 3343 | 3893 | 5459 | 3056 | 4637 | 5378 | 7457 |
| 2000 | 2422 | 3714 | 4326 | 6066 | 3396 | 5252 | 5976 | 8286 |
| 2300 | 2785 | 4271 | 4975 | 6976 | 3905 | 5925 | 6872 | 9529 |
| 2600 | 3149 | 4828 | 5624 | 7886 | 4415 | 6698 | 7769 | 10772 |
| 3000 | 3633 | 5571 | 6489 | 9099 | 5094 | 7728 | 8964 | 12429 |

| | | | | | | | | |
|--------------|------|------|------|------|------|------|------|------|
| Volume: l/m | 3.4 | 5.5 | 6.6 | 9.0 | 5.1 | 8.2 | 9.8 | 13.3 |
| Weight: kg/m | 16.3 | 27.7 | 33.4 | 50.7 | 24.5 | 41.6 | 50.2 | 75.8 |

Stocked in Australia
Other sizes available. Lead times will apply.

COMPACT

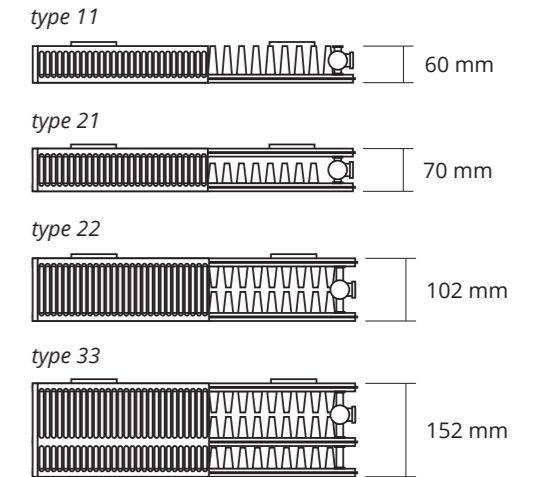
SIDE VIEW



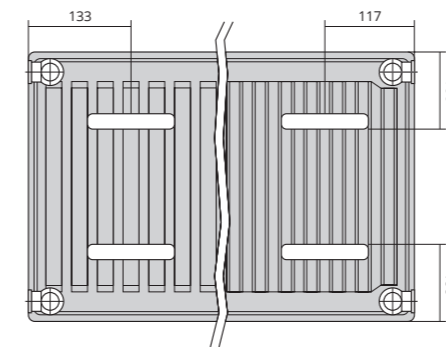
Dimensions based on using the short side on types C11, C21, C22, C33.

| | A | B |
|-----|----|-----|
| C11 | 47 | 77 |
| C21 | 52 | 87 |
| C22 | 68 | 119 |
| C23 | 68 | 169 |

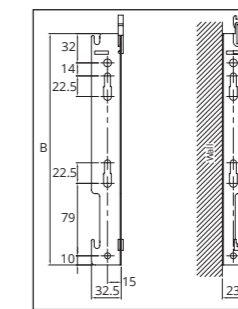
TOP VIEW



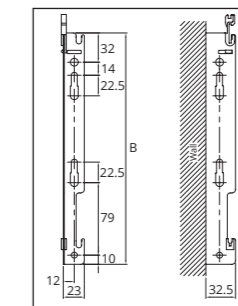
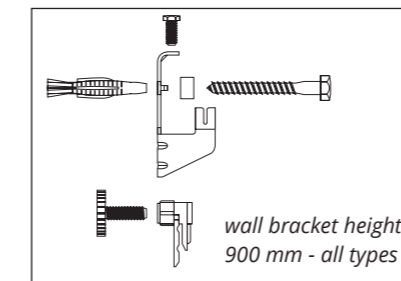
INSTALLATION



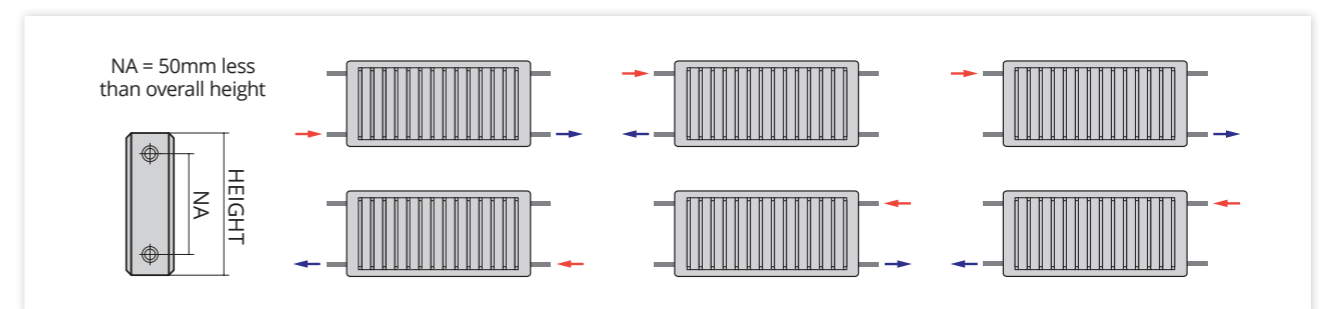
BRACKETS



wall bracket types 21 & 22



CONNECTION OPTIONS





PLAN COMPACT

The outstanding characteristic of the Plan Compact is its stylish flat front with lucent lamination, which consists of attached top and side panels. These cover the Plan Compact in such a way that no overlapping corners can be seen from the front.

Accessories included in the packaging:
'L' brackets, 1 air-vent, 1 blank cap, screws and plugs.

- **Operating pressure:**
Tested to a pressure of 13 bar.
Working pressure of up to 10 bar.
- **Connections:** 4 x 1/2" BSP.
- **Warranty:** 10 years.



HEIGHT
300, 400, 500, 600mm

LENGTH
400 - 3000mm

TYPE
PC11, PC21, PC22

FINISH
White RAL 9016.

PLAN COMPACT

type 11, 21, 22



type 11

ORDER CODE : PC11XXXXYYY
EXAMPLE : PC116001200

radiator _____
type _____
height _____
length _____

type 21

ORDER CODE : PC21XXXXYYY
EXAMPLE : PC216001200

radiator _____
type _____
height _____
length _____

type 12

ORDER CODE : PC22XXXXYYY
EXAMPLE : PC226001200

radiator _____
type _____
height _____
length _____

Thermal output of radiators in watts (90°C in / 70°C out / 20°C room)

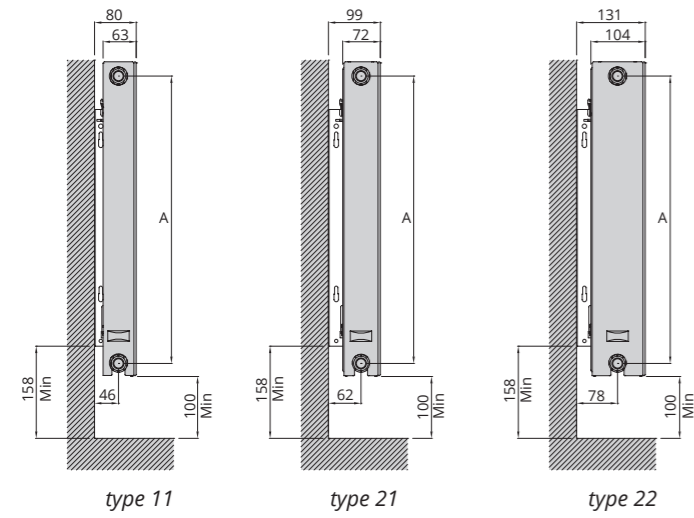
| Length | Height | | | | | | | | |
|--------|--------|------|------|------|------|------|------|------|------|
| | C11 | | | | C21 | C22 | | | |
| | 300 | 400 | 500 | 600 | 600 | 300 | 400 | 500 | 600 |
| 400 | 267 | 342 | 414 | 483 | 648 | 472 | 603 | 728 | 844 |
| 500 | 333 | 428 | 519 | 606 | 811 | 590 | 754 | 909 | 1055 |
| 600 | 399 | 514 | 622 | 727 | 973 | 708 | 905 | 1091 | 1267 |
| 700 | 466 | 599 | 725 | 847 | 1136 | 826 | 1057 | 1273 | 1477 |
| 800 | 532 | 685 | 829 | 968 | 1297 | 945 | 1207 | 1455 | 1689 |
| 900 | 599 | 771 | 933 | 1089 | 1460 | 1062 | 1385 | 1638 | 1900 |
| 1000 | 666 | 856 | 1036 | 1210 | 1622 | 1180 | 1509 | 1819 | 2111 |
| 1100 | 733 | 942 | 1140 | 1331 | 1785 | 1299 | 1660 | 2000 | 2323 |
| 1200 | 800 | 1028 | 1244 | 1452 | 1947 | 1416 | 1811 | 2183 | 2533 |
| 1400 | 933 | 1199 | 1451 | 1694 | 2271 | 1653 | 2113 | 2547 | 2955 |
| 1600 | 1065 | 1370 | 1659 | 1937 | 2596 | 1888 | 2414 | 2910 | 3379 |
| 1800 | 1199 | 1542 | 1866 | 2179 | 2920 | 2125 | 2716 | 3274 | 3801 |
| 2000 | 1333 | 1713 | 2073 | 2421 | 3245 | 2361 | 3018 | 3638 | 4223 |
| 2300 | 1533 | 1970 | 2385 | 2784 | 3732 | 2715 | 3471 | 4184 | 4857 |
| 2600 | 1732 | 2227 | 2969 | 3148 | 4219 | 3069 | 3924 | 4730 | 5491 |
| 3000 | 1999 | 2570 | 3110 | 3632 | 4868 | 3541 | 4528 | 5458 | 6335 |

| | | | | | | | | | |
|--------------|-------|-------|-------|-------|-------|-------|-------|-------|-------|
| Volume: l/m | 1.50 | 2.20 | 2.90 | 3.40 | 6.10 | 3.20 | 4.20 | 5.20 | 6.10 |
| Weight: kg/m | 11.70 | 16.10 | 20.50 | 24.80 | 33.70 | 19.10 | 25.10 | 31.50 | 38.00 |

Special order (approximate delivery lead time 12-20 weeks)

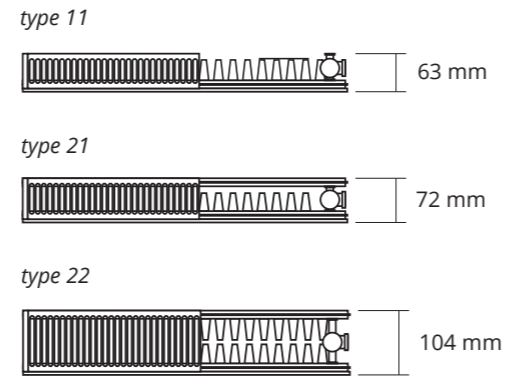
TECHNICAL INFORMATION

SIDE VIEW



PLAN COMPACT

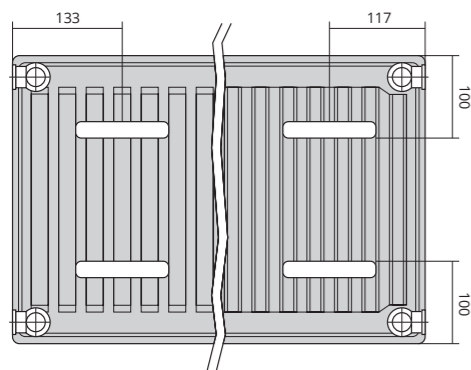
TOP VIEW



INSTALLATION

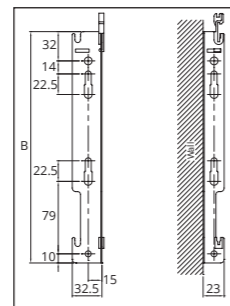
types 21, 22

type 11

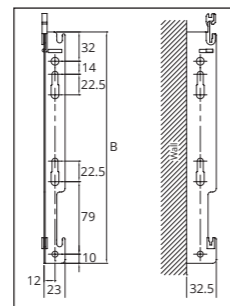


BRACKETS

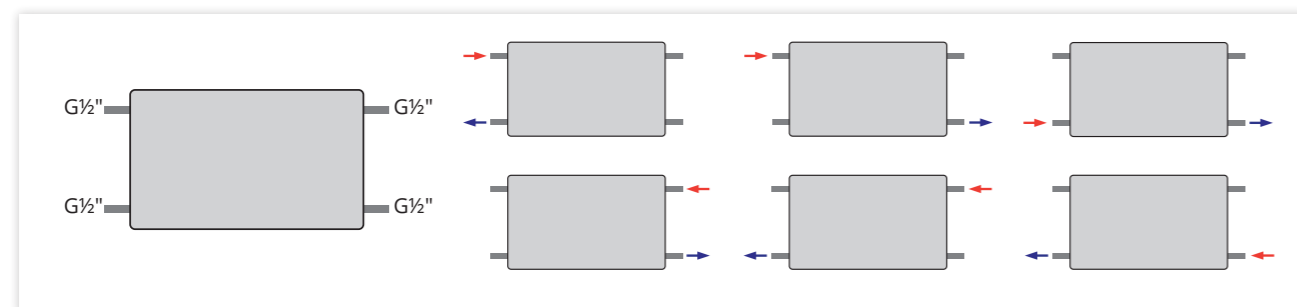
wall bracket type 11



wall bracket types 21 & 22



CONNECTION OPTIONS



VERTICAL

Purmo Vertical panel radiators are a vertical variant which can be installed on narrow and tall fragments of walls. The radiators are equipped with convection fins and side covers. They have no top grille.

Accessories included in the packaging: brackets, 2 side covers, installation clips, 1 rotating air vent, 3 blank caps, screws and plugs.

- **Operating pressure:** Tested to a pressure of 8 bar. Working pressure of up to 6 bar.
- **Connections:** 6 x 1/2" BSP.
- **Warranty:** 25 years.



HEIGHT
1800, 1950mm

WIDTH
300, 450, 600, 750mm

TYPE
VR21, VR22

FINISH
White RAL 9016.
Other RAL, sanitary and special colours are available upon request. Please note, there is a 40% supplement for non-standard colours. See page 26 for colour options.

VERTICAL

type 21, 22



type 21

ORDER CODE : VR21SXXXXYYY
EXAMPLE : VR21S1800600
radiator type height width

type 22

ORDER CODE : VR22SXXXXYYY
EXAMPLE : VR22S1800600
radiator type height width

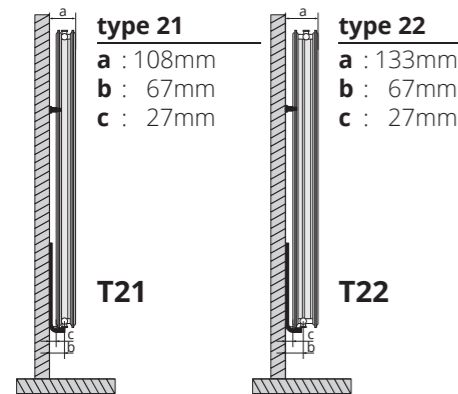
Thermal output of radiators in watts (90°C in / 70°C out / 20°C room)

| Height | | | | |
|--------|---------|------|---------|------|
| | Type 21 | | Type 22 | |
| Length | 1800 | 1950 | 1800 | 1950 |
| 300 | 1213 | 1285 | 1426 | 1501 |
| 450 | 1820 | 1927 | 2139 | 2252 |
| 600 | 2426 | 2570 | 2852 | 3003 |
| 750 | 3034 | 3213 | 3560 | 3754 |

| | | | | |
|--------------|-------|-------|-------|--------|
| Volume: l/m | 21.47 | 24.13 | 21.60 | 23.13 |
| Weight: kg/m | 83.07 | 91.33 | 93.87 | 102.33 |

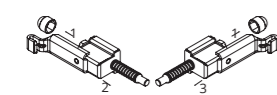
Special order (approximate delivery lead time 12-20 weeks).

SIDE VIEW

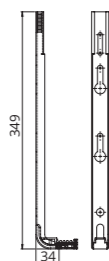


BRACKETS

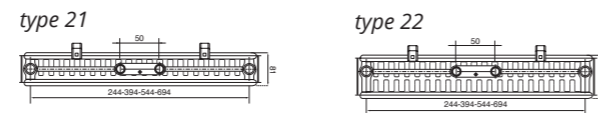
top bracket
types 21 & 22



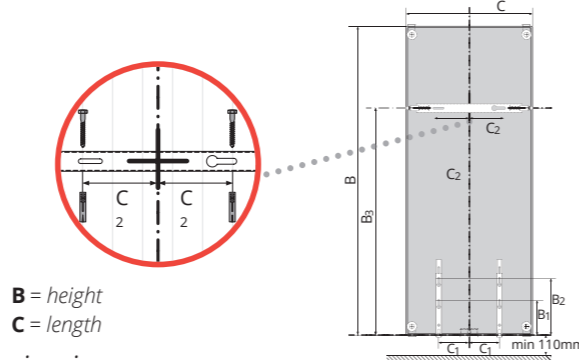
bottom bracket
types 21 & 22



TOP VIEW



INSTALLATION



B = height
C = length

sizes in mm

| | | | | |
|----------------|-----|-----|-----|-----|
| C | 300 | 450 | 600 | 750 |
| C ₁ | 75 | 100 | 175 | 250 |
| C ₂ | 50 | 125 | 200 | 275 |

| | | |
|----------------|-------------|------|
| B | 1800 | 1950 |
| B ₃ | 1450 | 1600 |
| B ₁ | 21-22 = 150 | |
| B ₂ | 21-22 = 250 | |

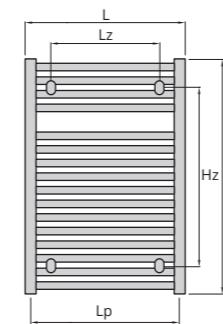
BANGA

The Purmo Banga radiator is a charming radiator of light and simple design. Perfect for both minimalistic and more traditional interior designs. The adjustable wall bracket and the optimized gaps between the horizontal tube sections facilitate the use of the radiator as a towel dryer.

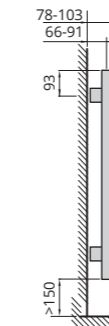


- **Operating pressure:**
Tested to a pressure of 8 bar.
Working pressure of up to 6 bar.
- **Connections:** 4 holes with inner G 1/2".
- **Warranty:** 10 years.

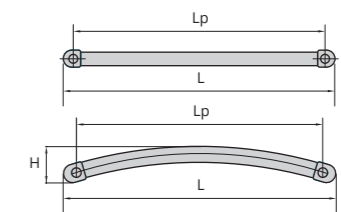
FRONT VIEW



SIDE VIEW



TOP VIEW



H = height
L = width
Hz = vertical spacing of wall brackets
Lz = horizontal spacing of wall brackets
Lp = spacing of connections

Thermal output of radiators in watts (90°C in / 70°C out / 20°C room)

| Type | Power (w) white | Power (w) Chrome | H (mm) | L (mm) | Wall brackets | | | Lp (mm) | Water Capacity (m3) | Weight (kg) | No. of horizontal tubes |
|-----------|-----------------|------------------|--------|--------|---------------|--------|---------------|---------|---------------------|-------------|-------------------------|
| | | | | | H (mm) | L (mm) | L (mm) Curved | | | | |
| BAN 08 05 | 446 | 299 | 862 | 500 | 676 | 350 | | 455 | 5.6 | 5.3 | 15 |
| BAN 08 06 | 520 | 348 | 862 | 600 | 676 | 450 | 400 | 555 | 6.4 | 6.1 | 15 |
| BAN 12 05 | 633 | 424 | 1222 | 500 | 1036 | 350 | | 455 | 7.7 | 7.3 | 21 |
| BAN 12 06 | 740 | 496 | 1222 | 600 | 1036 | 450 | 400 | 555 | 8.8 | 8.4 | 21 |
| BAN 05 05 | 785 | 526 | 1537 | 500 | 1351 | 350 | | 455 | 6.6 | 10.1 | 26 |
| BAN 15 06 | 950 | 637 | 1537 | 600 | 1351 | 450 | 400 | 555 | 7.8 | 10.7 | 26 |
| BAN 18 05 | 968 | 649 | 1807 | 500 | 1621 | 350 | | 455 | 7.6 | 11.1 | 32 |
| BAN 18 06 | 1142 | 765 | 1807 | 600 | 1621 | 450 | 400 | 555 | 9.2 | 12.4 | 32 |

All sizes stocked in Australia.

TECHNICAL DATA

- Material: high quality steel profiles
- Basic accessories: wall brackets with adjustable distance from wall, 1/2" air bleed
- Maximum working pressure: 8 bar
- Maximum temperature: 100°C
- Colour: white, RAL 9016, chrome



DELTA COLUMN H

Thermal output of radiators in watts (90°C in / 70°C out / 20°C room)

| | | Height | | | | | | | |
|----------|--------|----------|------|----------|------|------|------|----------|------|
| | | 2 Column | | 3 Column | | | | 4 Column | |
| Sections | Length | 450 | 600 | 300 | 450 | 600 | 750 | 600 | 750 |
| 12 | 600 | 549 | 710 | | 763 | 984 | 1200 | 1256 | 1529 |
| 16 | 800 | 732 | 947 | 713 | 1018 | 1312 | 1600 | 1675 | 2039 |
| 20 | 1000 | 914 | 1184 | 892 | 1272 | 1640 | 2000 | 2094 | 2550 |
| 24 | 1200 | 1097 | 1421 | | 1527 | 1968 | 2400 | 2512 | 3060 |
| 28 | 1400 | 1280 | 1658 | 1248 | 1781 | 2296 | 2800 | 2932 | 3570 |
| 36 | 1800 | 1646 | | 1605 | 2290 | | | | |

Special order (approximate delivery lead time 12-20 weeks)

DELTA COLUMN

Fully laser-welded, steel column radiators. Pipe sections and end pieces are welded by laser to columns and blocks. Pipes are smoothed on the outside to obtain the characteristic Delta "D-tubular section". This results in higher heat outputs. Laser welding results in barely visible welded joints.


Accessories included in the packaging: brackets, 1 air vent, 1 radiator plug, screws and plugs.

- **Operating pressure:**
Tested to a pressure of 13 bar.
Working pressure of up to 10 bar.
- **Connections:** 4 x 1/2" BSP.
- **Warranty:** 10 years.

DELTA COLUMN V

Thermal output of radiators in watts (90°C in / 70°C out / 20°C room)

| | | Height | |
|----------|-------|----------|--|
| | | 2 Column | |
| Sections | Width | 2000 | |
| 6 | 300 | 1110 | |
| 8 | 400 | 1479 | |
| 10 | 500 | 1849 | |
| 12 | 600 | 2691 | |
| 15 | 750 | 2774 | |



Special order (approximate delivery lead time 12-20 weeks)

DELTA COLUMN V

HEIGHT **TYPE**
2000mm 2 Column

WIDTH **FINISH**
300, 400, 500, 600, 750mm White RAL 9016. Other RAL, sanitary and special colours are available upon request. Please note, there is a 40% supplement for non-standard colours. See page 26 for colour options.

DELTA COLUMN V

HEIGHT **TYPE**
300, 450, 600, 750mm 2, 3 & 4 Column

LENGTH **FINISH**
600-1800mm White RAL 9016. Other RAL, sanitary and special colours are available upon request. Please note, there is a 40% supplement for non-standard colours. See page 26 for colour options.

TECHNICAL INFORMATION

DELTA COLUMN

INSTALLATION - STANDARD BRACKETS (included with every radiator)

| Model | Depth (mm) | WA distance from wall (mm) | AA connection distance (mm) |
|----------|------------|----------------------------|-----------------------------|
| 2 column | 63 | 31/41 | 63/73 |
| 3 column | 101 | 31/41 | 82/92 |
| 4 column | 139 | 31/41 | 101/111 |

Ensure tight fit here

Angle Wall Bracket

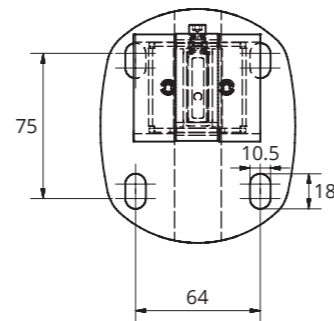
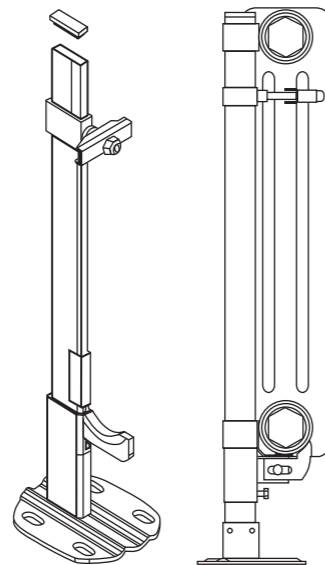
Insert

OPTIONAL EXTRA FLOOR - BRACKET SK

Complete system for free-standing radiators, from 2-4 column up to 1000mm height. Painted to RAL 9016.

Comprises;

- 3mm thick base-plate for fixing to either finished or unfinished floor
- upright support 35 x 10 x 1.5mm, fixing set with adjustable bracket, security fixing, anti-vibration insert
- adjustable bottom support with spacer and security fixing, anti-vibration insert, white plastic end stop for top of upright.



Dimensions of base-plate for Floor Bracket SK

| Height of upright | Height of radiator | Order code |
|-------------------|--------------------|------------|
| 460 | 300 | SK20046 |
| 610 | 450 | SK20061 |
| 760 | 600 | SK20076 |
| 910 | 750 | SK20091 |
| Base-plate cover | | COVERSKFK |

DELTA COLUMN

TECHNICAL INFORMATION (CONT...)

OPTIONAL EXTRA - FLOOR BRACKET FK

Complete system for free-standing radiators, from 2-4 column up to 500mm height. Can also be used in conjunction with supplied wall brackets as extra stability for stud walls. Painted to RAL 9016.

Comprises;

- 3mm thick base-plate fixing for either finished or unfinished floor.

| Clamped floor bracket FK | Order code |
|--------------------------|------------|
| For 2-4 column rads. | FK1021 |
| Base-plate cover | COVERSKFK |

Dimensions of base-plate for Clamped Floor Bracket FK

Two-part cover for base-plate in plastic white RAL 9016 only

For use with 2-4 column radiators


SIDE VIEW

Width dimensions

| Height | Centre-to-centre |
|--------|------------------|
| B | A |
| 400 | 335 |
| 500 | 435 |
| 600 | 535 |
| 750 | 685 |
| 900 | 835 |

CONNECTION OPTIONS

All Delta Column radiators are manufactured with an internal baffle to help with water flow. The tapping with the baffle is identified with a plastic cap, all others being blue. It is important that the water inlet is connected to tapping identified in red. Column radiators are reversible so any of the following connections are possible:





KOS V

type 21, 22



type 21

ORDER CODE : KOV21XXXXYYY
EXAMPLE : KOV211800600
radiator _____
type _____
height _____
width _____

type 22

ORDER CODE : KOV22XXXXYYY
EXAMPLE : KOV221800600
radiator _____
type _____
height _____
width _____

Thermal output of radiators in watts (90°C in / 70°C out / 20°C room)

| Length | Height | | | |
|--------|---------|------|---------|------|
| | Type 21 | | Type 22 | |
| | 1800 | 1950 | 1800 | 1950 |
| 300 | 1116 | 1179 | 1317 | 1389 |
| 450 | 1674 | 1770 | 1976 | 2084 |
| 600 | 2232 | 2359 | 2118 | 2778 |
| 750 | 2790 | 2949 | 3294 | 3472 |

| | | | | |
|--------------|--------|--------|-------|--------|
| Volume: l/m | 21.47 | 24.13 | 21.73 | 23.47 |
| Weight: kg/m | 100.27 | 109.33 | 111.6 | 123.73 |

Special order (approximate delivery lead time 12-20 weeks)

KOS V

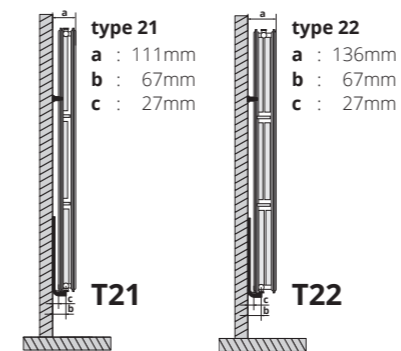
A compact, minimalist appearance coupled with high heat outputs. The perfect balance between a flat front panel and curved side covers.

Accessories included in the packaging: brackets, 2 side covers, installation clips, 1 rotating air vent, 3 radiator plugs, screws and plugs.

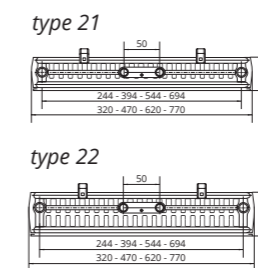
- **Operating pressure:** Tested to a pressure of 8 bar. Working pressure of up to 6 bar.
- **Connections:** 6 x 1/2" BSP. See page 28 for connection options.
- **Warranty:** 10 years.

| | | |
|--|---------------|--|
| | HEIGHT | 1800, 1950mm |
| | LENGTH | 300, 450, 600, 750mm |
| | TYPE | KOV21, 22 |
| | FINISH | White RAL 9016. Other RAL, sanitary and special colours are available upon request. Please note, there is a 40% supplement for non-standard colours. See page 26 for colour options. |

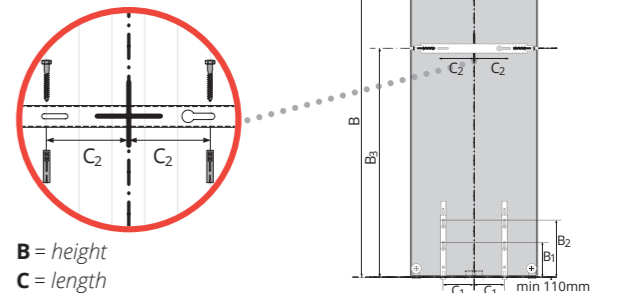
SIDE VIEW



TOP VIEW



INSTALLATION



B = height
C = length

sizes in mm

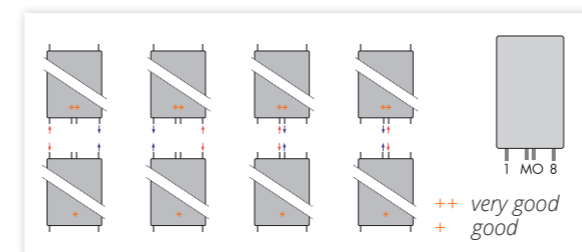
| | | | | |
|----------------|-----|-----|-----|-----|
| C | 300 | 450 | 600 | 750 |
| C ₁ | 75 | 100 | 175 | 250 |
| C ₂ | 50 | 125 | 200 | 275 |

| | | |
|----------------|-------------|------|
| B | 1800 | 1950 |
| B ₃ | 1450 | 1600 |
| B ₁ | 21-22 = 150 | |
| B ₂ | 21-22 = 250 | |

CONNECTION OPTIONS

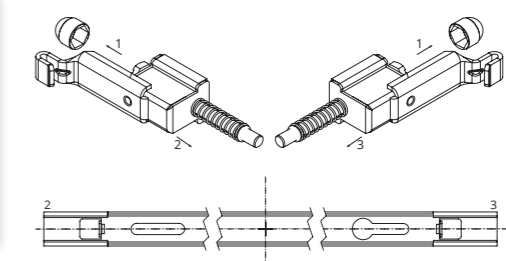
6 x 1/2" BSP (15/21).

A vertical radiator can be used in 2-pipe systems and in 1-pipe systems, when the valve set is used.



TOP VIEW

top bracket
types 21 & 22



bottom bracket
types 21 & 22



KOS H

type 21, 22



Thermal output of radiators in watts (90°C in / 70°C out / 20°C room)

| Height | | |
|--------|---------|---------|
| | Type 21 | Type 22 |
| Length | 600 | 600 |
| 600 | 1007 | 1278 |
| 750 | 1260 | 1603 |
| 900 | 1511 | 1924 |
| 1050 | 1769 | 2245 |
| 1200 | 2021 | 2565 |
| 1350 | 2275 | 2886 |
| 1500 | 2527 | 3207 |

type 21

ORDER CODE : KOH21XXXXYYZZ
 EXAMPLE : KOH216001200L
 radiator _____
 type _____
 height _____
 length _____
 Z = L : left conn. • R : right conn.

type 22

ORDER CODE : KOH22XXXXYYZZ
 EXAMPLE : KOH226001200L
 radiator _____
 type _____
 height _____
 length _____
 Z = L : left conn. • R : right conn.

| | | |
|--------------|-------|-------|
| Volume: l/m | 6.95 | 6.95 |
| Weight: kg/m | 37.43 | 42.67 |

Special order (approximate delivery lead time 12-20 weeks)

KOS H

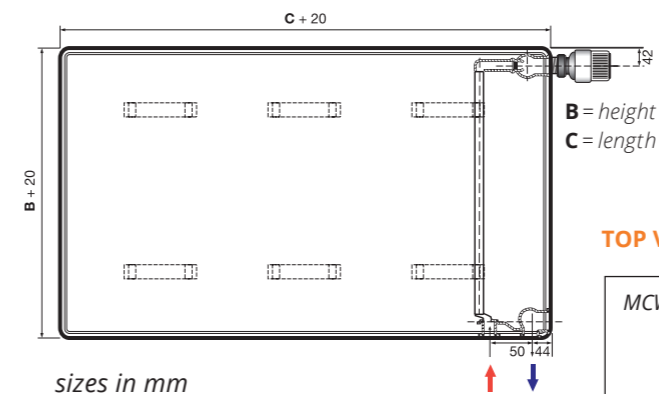
A horizontal decorative radiator with a flat front panel and unique slightly curved sides. This horizontal model is provided with an adapted top cover that emphasises its unique design.

Accessories included in the package: brackets, screws and plugs.

The thermostatic (Kv-adjustable) valve body is factory fitted on the right, the air vent on the left.

- **Operating pressure:**
Tested to a pressure of 8 bar.
Working pressure of up to 6 bar.
- **Connections:** 2 x ½" BSP.
- **Warranty:** 10 years.

TECHNICAL INFORMATION

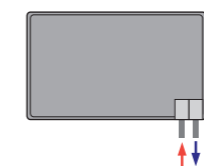


sizes in mm

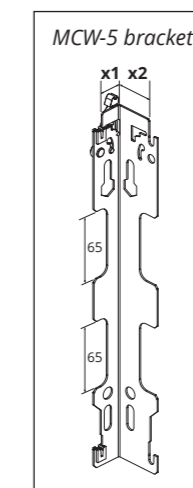
| Type | Height (B) | Length (C) | 4x |
|-------|------------|------------|----|
| 21/22 | 600 | <2000 | x |

CONNECTION OPTIONS

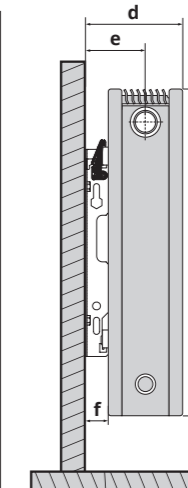
2 x Ø ½" (15/21) – bottom right, left available on request.



TOP VIEW




TOP VIEW




SIDE VIEW

type 21



type 22



B = height



HEIGHT

600mm

LENGTH

600 - 1500mm

TYPE

KOH21, 22

FINISH

White RAL 9016.
Other RAL, sanitary and special colours are available upon request. Please note, there is a 40% supplement for non-standard colours. See page 26 for colour options.



TINOS

The modern and stylish Tinos is a decorative vertical radiator. Its grand front panel with straight edge covers the latest in heating design. It is suitable for a wide range of applications and adds design appeal to any setting.

- **Operating pressure:** Tested to a pressure of 8 bar. Working pressure of up to 6 bar.
- **Connections:** 2 x ½" BSP.
- **Warranty:** 10 years.

HEIGHT
1800mm

LENGTH
475, 625mm

TYPE
TIV11, 21

FINISH
White RAL 9016.
Other RAL, sanitary and special colours are available upon request. Please note, there is a 40% supplement for non-standard colours. See page 26 for colour options.

TINOS

type 11, 21



type 11

ORDER CODE : TIV11XXXXYYY
EXAMPLE : TIV111800475

radiator _____
type _____
height _____
width _____

type 21

ORDER CODE : TIV21XXXXYYY
EXAMPLE : TIV211800600

radiator _____
type _____
height _____
width _____

Thermal output of radiators in watts (90°C in / 70°C out / 20°C room)

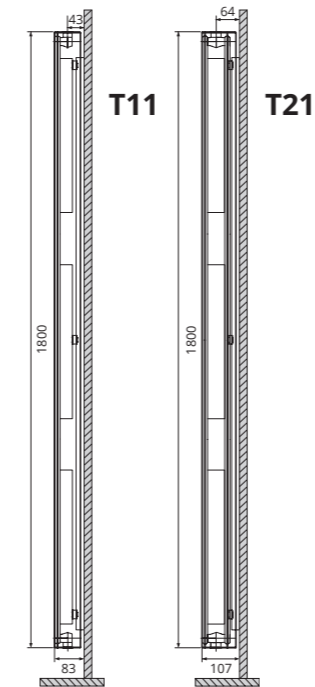
| Height | | |
|--------|---------|---------|
| | Type 11 | Type 21 |
| Length | 1800 | 1800 |
| 475 | 1226 | 1675 |
| 625 | 1635 | 2232 |

| | | |
|--------------|-------|-------|
| 475 | | |
| Volume: l/m | 525 | 9.66 |
| Weight: kg/m | 30.37 | 45.12 |
| 625 | | |
| Volume: l/m | 7.00 | 12.88 |
| Weight: kg/m | 39.73 | 60.16 |

Special order (approximate delivery lead time 12-20 weeks)

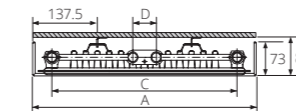
TECHNICAL INFORMATION

SIDE VIEW

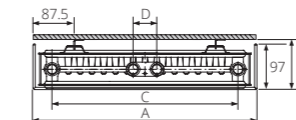


TOP VIEW

type 11

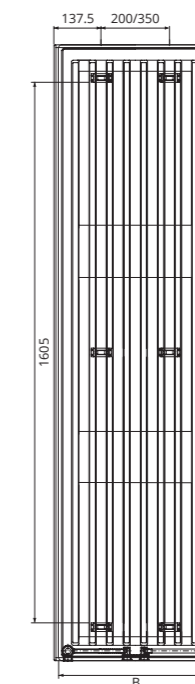


type 21

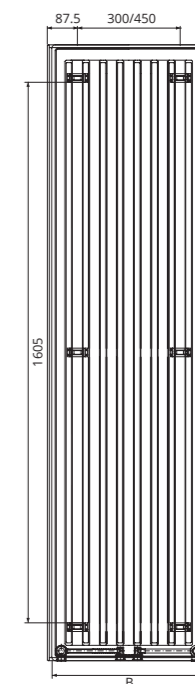


INSTALLATION

type 11



type 21



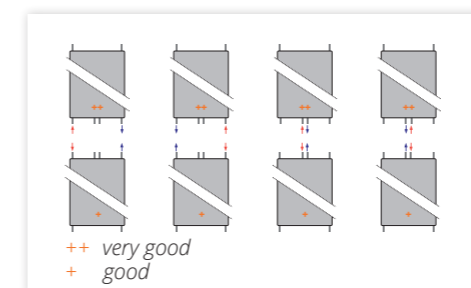
bracket MCW-V types 11 & 21



CONNECTION OPTIONS

6 x ½" BSP (15/21).

Tinos can be used in 2-pipe systems and in 1-pipe systems, when the valve set is used.



| A overall width | B rad width | C centres | D centres |
|-----------------------|-------------------|--------------|--------------|
| 475 | 450 | 394 | 50 |
| 625 | 600 | 544 | 50 |



LEROS



A = centre-to-centre connections
B = height
C = width
D = centre-to-centre brackets HORI
X = centre-to-centre brackets VERTI

Thermal output of radiators in watts (90°C in / 70°C out / 20°C room)

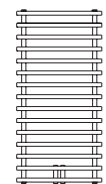
| Order code | A | B | C | D | X | Weight | | Volume | |
|------------|----|------|-----|-----|------|--------|------|--------|----------------|
| | | | | | | (Kg) | (l) | (Watt) | Colour |
| LER1206MB | 50 | 1224 | 600 | 500 | 924 | 11.55 | 5.85 | 764 | black textured |
| LER1806 | 50 | 1812 | 600 | 500 | 1512 | 16.45 | 8.2 | 1096 | black textured |

Special order (approximate delivery lead time 12-20 weeks)

LEROS

The Leros bathroom radiator is an impressive addition to the Purmo range. Its modern styling, contemporary appearance and well thought out design inspire confidence in the quality associated with the Purmo name. The large diameter of the tubes (28mm) provide a solid and stylish appearance whilst the larger gaps offer a practical solution for placing towels. The Leros is stocked in white and black textured and also available in a range of colours. Its striking design will stand out in any bathroom.

- **Operating pressure:**
Tested to a pressure of 13 bar.
Working pressure of up to 10 bar.
- **Connections:** 4 x ½" BSP.
- **Warranty:** 10 years.



HEIGHT
1224, 1812mm

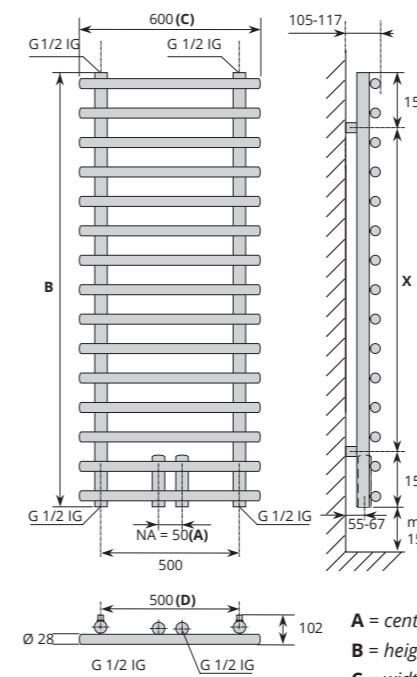
WIDTH
600mm

FINISH
White RAL 9016 and black textured S0141. Other RAL, sanitary and special colours are available upon request. Please note, there is a 40% supplement for non-standard colours. See page 26 for colour options.

TECHNICAL INFORMATION

INSTALLATION

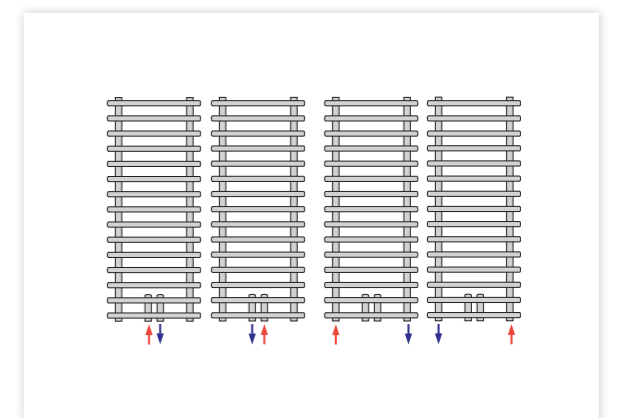
4 wall brackets.



A = centre-to-centre connections
B = height
C = width
D = centre-to-centre brackets HORI
X = centre-to-centre brackets VERTI

CONNECTION OPTIONS

- 4 connections ½" internal thread (15/21).
- When the radiator is installed using the bottom left and right connection option, rather than the mid-connection, the output is reduced due to no water flow through 2 pipes.
- Max. working temperature: 110°C.



COLOUR OPTIONS

All products featured in this brochure are stocked in white (RAL 9016). Other colours are available on request (see below and right). **Please refer to individual product pages as not all products can be ordered in other RAL or special colours. Price supplement applies on standard RAL and special colours.**

RAL COLOURS

Surcharges for other RAL and special colours from the palette presented below:

+40% – All panel radiators (excluding Vertical)

+20% – Vertical

| | | | | | | | |
|--|-------------------------------------|----------------------------|--------------------------------------|----------------------------------|---------------------------------------|--------------------------------------|---------------------------------|
| RAL 1004 Golden yellow | RAL 1012 Lemon yellow | RAL 1023 Traffic yellow | RAL 1027 Curry yellow | RAL 1033 Dahlia yellow | RAL 2003 Pastel orange | RAL 2004 Pure orange | RAL 3000 Flame red |
| RAL 3005 Wine red | RAL 3014 Antique pink | RAL 3015 Light pink | RAL 4002 Red violet | RAL 4007 Purple violet | RAL 4008 Signal violet | RAL 4009 Pastel violet | RAL 5001 Green blue |
| RAL 5002 Ultramarine blue | RAL 5009 Azure blue | RAL 5014 Pigeon blue | RAL 5015 Sky blue | RAL 5017 Traffic blue | RAL 5022 Night blue | RAL 6004 Blue green | RAL 6019 Pastel green |
| RAL 6033 Mint turquoise | RAL 6034 Pastel turquoise | RAL 7001 Silver grey | RAL 7013 Brown grey | RAL 7015 Slate grey | RAL 7016 Anthracite grey | RAL 7021 Black grey | RAL 7024 Graphite grey |
| RAL 7030 Stone grey | RAL 7035 Light grey | RAL 7037 Dusty grey | RAL 7040 Window grey | RAL 8017 Chocolate brown | RAL 8019 Grey brown | RAL 9001 Cream | RAL 9005 Jet black |
| RAL 9006 White aluminium | RAL 9007 Grey aluminium | RAL 9010 Pure White | RAL 040 80 05 Caffé Latte (S0222) | RAL 120 70 70 E-Green (S0221) | RAL 120 80 60 Modern green (S0220) | RAL 150 60 60 Green Apple (S0219) | RAL 250-2 Lemon Glow (S0182) |
| RAL 290 40 45 Mystic Purple (S0185) | RAL 290 70 20 Mauve Haze (S0178) | | | | | | |



SPECIAL COLOURS

Surcharges for other RAL and special colours out of the palette presented below:

+100% – All panel radiators (excluding Vertical)

+50% – Vertical

| | | | | | | | |
|----------------------------------|-----------------------------------|--------------------------------------|--------------------------------------|---------------------|---------------------|----------------------|------------------------|
| S0075 Jasmine | S0077 Magnolia | S0084 Anemone | S0087 Bahama beige | S0088 Manhattan | S0091 Pergamon | S0094 Natura | S0164 Banana |
| S0102 Metal Grey ² | S0104 Metal Black ² | S0141 Black Textured ¹ | S0142 White Textured ¹ | S0143 Light Grey | S0144 Brown Grey | S0145 Creme White | S0146 Anodic Bronze |
| S0147 Anodic Brown | S0148 Anodic Black | S0149 Anodic Natura | S0201 Metal Alu ² | | | | |

¹ textured colour

² metallic colour

Colours presented here should be considered as demonstrative. Before purchase, the colours should be selected based on the original colour chart only. The manufacturer is not responsible for the selection of colours based on materials printed or displayed on a computer display.

Note* Different types of radiators can have different shades of the same colour.

All our non-stocked and special colour items are made to order. Should an order be cancelled after it has been placed with the factory an administration fee of 40% of the product value may be applied.

Note* Special order products may incur freight costs and extended delivery lead time up to 20 weeks from date of order.

Please note: due to print restrictions exact colour match is not always possible, however every effort has been made to ensure as much accuracy as possible.

Reece. Works for you.™

Call **1800 032 566** or visit **www.reece.com.au** for your nearest Reece store.
Due to limitations in the printing process the colours in this brochure are a guide only.

The manufacturer/distributor reserves the right to vary specifications or delete models from their range without prior notification. The manufacturer/distributor takes no responsibility for printing errors.
All products enjoy a product replacement warranty. For full warranty details visit www.reece.com.au/product-quality

V2 2021

